

SHUSTER'S

BUILDING COMPONENTS



Glass: Rooftop

DOORLITE COLLECTION

www.shusters.com

TABLE OF CONTENTS




Laila (700, 701)	3-4	Oak Woodgrain	52
Frosted (140)	5-6	White Woodgrain	53
Vintage Craftsman (023)	7-8	Smooth Panels	54-55
Chord (027)	9-10	Modern Doors	56-57
Royston (375)	11-12	Craftsman Doors	58-59
Rooftop (099)	13-14	Beast SDL's	60-61
Rain (006)	15-16	Clear & External Grids	62-63
Pembrook (250)	17-18	GBG's	64-65
Palisades (150)	19-20	Miniblinds	66
Modena (125)	21-22	Vents	67
Micro-Granite (004)	23-24	Misc Options	68-69
Geotext (002)	25-26	Pre-finishing	70-71
Crosslines (024)	27-28	Loose BM Sets & Cut Down Options	72
Dahlia (175)	29-30	Aluminum Cladding & Specialty Casings	73
Harlow (100)	31-32	Frame Options 6/8 Doors	74
Emilia (500, 501)	33-34	Frame Options 7/0 & 8/0 Doors	75
Beaufort (225)	35-36	Transoms	76
Chinchilla (095)	37-38	Sill Options	77
Artisan (275)	39-40	Misc. Parts and Pieces	78
Adelaide (200)	41-42	Endura	79
Fir Farmhouse	43-44	Trilennium Hardware Collection	80
Fire Doors	45-46	Endura	81-82
Rediflex Closure Kits	47	Door and Window Sill Pan Flashing	83-86
Knotty Alder	48	PFT™ Door Frames	87-88
Modern Panels	49	Nova 90	89
Mahogany Woodgrain	50	Exterior Components List Sheet	90-91
Fir Woodgrain	51	Door Handing Chart	92



6/8 QUICK ADDERS

Jamb Adders	Single	Double	1S/L	2S/L
6-9/16 No Rot	\$ 89.45	\$ 95.42	\$ 89.45	\$ 95.42
Rip Charge	\$ 47.71	\$ 47.71	\$ 47.71	\$ 47.71
4-9/16 Comp.White	\$ 149.74	\$ 185.97	\$ 399.48	\$ 610.66
6-9/16 Comp.White	\$ 295.71	\$ 381.04	\$ 638.25	\$ 966.47
4-9/16 Comp.Tan	\$ 186.82	\$ 243.35	\$ 573.82	\$ 882.14
6-9/16 Comp.Tan	\$ 333.51	\$ 426.04	\$ 770.52	\$ 1,001.57
4-9/16 Comp.Primed	\$ 112.53	\$ 145.58	\$ 368.52	\$ 594.58
6-9/16 Comp.Primed	\$ 259.35	\$ 365.42	\$ 588.39	\$ 912.27
Z-AC Upgrade	\$ 29.87	\$ 37.33	\$ 31.67	\$ 41.20
ADA Sill	\$ 19.20	\$ 22.40	\$ 73.60	\$ 73.60
Outswing	\$ 73.60	\$ 121.60	\$ 217.60	\$ 435.20
Double Door	\$ 355.20	Dentil Shelf	FGS OR FGF ONLY	\$ 307.20
Center Hinge Patio	\$ 224.00		No Brickmould	\$ 73.60
Deadbolt & Strike Route	\$ 13.31		Door Only	\$ (-283.40)



700 - Brass
701 - Zinc

PRIVACY 4

6/8 Doors

	2236-2	2236-1	2236-1P	2248-1
FGS	\$1,627.93	\$1,668.00	\$1,668.00	\$1,960.13
FGO	\$1,969.60			\$2,432.36
FGF				
FGM	\$2,315.18			
FGKA		\$3,064.47	\$3,148.37	
FTWO	\$1,774.60			

6/8 SideLites

	836-1	848-1	764-X
FGS	\$1,189.93	\$1,331.00	\$1,443.60
FGO	\$1,349.24	\$1,723.75	\$1,613.47
FGF			\$2,346.00
FGM	\$1,749.93		\$2,019.79
FGKA			\$2,395.39
FTWO			\$1,591.93

8/0 Doors

	2248-1
FGS	\$2,382.93
FGO	
FGF	
FGM	
FGKA	
FTWO	

8/0 SideLites

	764-1	880-X
FGS	\$1,734.80	\$1,920.07
FGO	\$2,022.36	\$2,145.96
FGF	\$3,636.17	\$3,636.17
FGM	\$2,503.61	\$2,503.61
FGKA		
FTWO		



6/8 QUICK ADDERS

Jamb Adders	Single	Double	1S/L	2S/L
6-9/16 No Rot	\$ 89.45	\$ 95.42	\$ 89.45	\$ 95.42
Rip Charge	\$ 47.71	\$ 47.71	\$ 47.71	\$ 47.71
4-9/16 Comp.White	\$ 149.74	\$ 185.97	\$ 399.48	\$ 610.66
6-9/16 Comp.White	\$ 295.71	\$ 381.04	\$ 638.25	\$ 966.47
4-9/16 Comp.Tan	\$ 186.82	\$ 243.35	\$ 573.82	\$ 882.14
6-9/16 Comp.Tan	\$ 333.51	\$ 426.04	\$ 770.52	\$ 1,001.57
4-9/16 Comp.Primed	\$ 112.53	\$ 145.58	\$ 368.52	\$ 594.58
6-9/16 Comp.Primed	\$ 259.35	\$ 365.42	\$ 588.39	\$ 912.27
Z-AC Upgrade	\$ 29.87	\$ 37.33	\$ 31.67	\$ 41.20
ADA Sill	\$ 19.20	\$ 22.40	\$ 73.60	\$ 73.60
Outswing	\$ 73.60	\$ 121.60	\$ 217.60	\$ 435.20
Double Door	\$ 355.20	Dentil Shelf	FGS OR FGF ONLY	\$ 307.20
Center Hinge Patio	\$ 224.00		No Brickmould	\$ 73.60
Deadbolt & Strike Route	\$ 13.31		Door Only	\$ (-283.40)

FROSTED (140)



PRIVACY 9

6/8 Doors




	2236-2	2236-1	2236-1P	2248-1	2264-X
FGS	\$1,210.07	\$1,250.13	\$1,250.13	\$1,415.60	\$1,510.20
FGO	\$1,623.33			\$1,865.14	\$1,935.97
FGF					\$2,433.00
FGM	\$1,870.64				\$2,189.93
FGKA		\$2,620.57	\$2,725.74		\$2,875.11
FTWO	\$1,356.73				\$1,656.87

6/8 SideLites



	836-1	848-1	764-X	715-1
FGS	\$932.20	\$1,014.60	\$1,141.80	FP
FGO	\$1,080.77	\$1,394.17	\$1,229.67	
FGF			\$2,354.73	FP
FGM	\$1,475.73		\$1,627.80	
FGKA			\$1,374.80	
FTWO	\$1,080.53		\$1,300.00	

8/0 Doors



	2248-1	2280-X
FGS	\$1,838.40	\$1,928.53
FGO		\$2,144.13
FGF		\$4,262.70
FGM		
FGKA		
FTWO		

8/0 SideLites



	764-1	715-1	880-X
FGS	\$1,433.00	FP	\$2,073.40
FGO	\$1,573.00		\$2,354.67
FGF		FP	\$3,799.30
FGM			\$2,666.73
FGKA			
FTWO			


VINTAGE CRAFTSMAN (023)



6/8 QUICK ADDERS

Jamb Adders	Single	Double	1S/L	2S/L
6-9/16 No Rot	\$ 89.45	\$ 95.42	\$ 89.45	\$ 95.42
Rip Charge	\$ 47.71	\$ 47.71	\$ 47.71	\$ 47.71
4-9/16 Comp.White	\$ 149.74	\$ 185.97	\$ 399.48	\$ 610.66
6-9/16 Comp.White	\$ 295.71	\$ 381.04	\$ 638.25	\$ 966.47
4-9/16 Comp.Tan	\$ 186.82	\$ 243.35	\$ 573.82	\$ 882.14
6-9/16 Comp.Tan	\$ 333.51	\$ 426.04	\$ 770.52	\$ 1,001.57
4-9/16 Comp.Primed	\$ 112.53	\$ 145.58	\$ 368.52	\$ 594.58
6-9/16 Comp.Primed	\$ 259.35	\$ 365.42	\$ 588.39	\$ 912.27
Z-AC Upgrade	\$ 29.87	\$ 37.33	\$ 31.67	\$ 41.20
ADA Sill	\$ 19.20	\$ 22.40	\$ 73.60	\$ 73.60
Outswing	\$ 73.60	\$ 121.60	\$ 217.60	\$ 435.20
Double Door	\$ 355.20	Dentil Shelf	FGS OR FGF ONLY	\$ 307.20
Center Hinge Patio	\$ 224.00		No Brickmould	\$ 73.60
Deadbolt & Strike Route	\$ 13.31		Door Only	\$ (-283.40)

VINTAGE CRAFTSMAN (023)



PRIVACY 6

6/8 Doors




	2236-2	2236-1	2236-1P	2248-1	2264-X	2215-2
FGS	\$1,880.60	\$1,920.67	\$1,920.67	\$2,046.33	\$2,387.87	\$1,918.00
FGO	\$2,314.86			\$2,640.21	\$2,843.26	
FGF					\$3,156.80	\$2,397.93
FGM	\$2,583.97				\$3,123.62	
FGKA		\$3,333.26	\$3,417.16		\$3,804.75	
FTWO	\$2,027.27				\$2,534.53	

6/8 SideLites



	836-1	848-1	764-X
FGS	\$1,221.33	\$1,462.40	\$1,398.67
FGO	\$1,381.94	\$1,860.63	\$1,566.67
FGF			\$2,301.07
FGM	\$1,783.33		\$1,971.99
FGKA			\$2,347.59
FTWO	\$1,369.67		\$1,547.00

8/0 Doors



	2248-1	2264-1	2280-X	2515-2
FGS	\$2,469.13	\$2,850.73	\$3,323.33	\$2,057.00
FGO		\$2,954.03	\$3,696.39	
FGF			\$4,897.23	\$2,751.27
FGM				
FGKA				
FTWO				

8/0 SideLites




	764-1	880-X
FGS	\$1,748.07	\$2,015.93
FGO	\$1,975.56	\$2,254.58
FGF		\$3,135.60
FGM		\$2,543.69
FGKA		
FTWO		



6/8 QUICK ADDERS

Jamb Adders	Single	Double	1S/L	2S/L
6-9/16 No Rot	\$ 89.45	\$ 95.42	\$ 89.45	\$ 95.42
Rip Charge	\$ 47.71	\$ 47.71	\$ 47.71	\$ 47.71
4-9/16 Comp.White	\$ 149.74	\$ 185.97	\$ 399.48	\$ 610.66
6-9/16 Comp.White	\$ 295.71	\$ 381.04	\$ 638.25	\$ 966.47
4-9/16 Comp.Tan	\$ 186.82	\$ 243.35	\$ 573.82	\$ 882.14
6-9/16 Comp.Tan	\$ 333.51	\$ 426.04	\$ 770.52	\$ 1,001.57
4-9/16 Comp.Primed	\$ 112.53	\$ 145.58	\$ 368.52	\$ 594.58
6-9/16 Comp.Primed	\$ 259.35	\$ 365.42	\$ 588.39	\$ 912.27
Z-AC Upgrade	\$ 29.87	\$ 37.33	\$ 31.67	\$ 41.20
ADA Sill	\$ 19.20	\$ 22.40	\$ 73.60	\$ 73.60
Outswing	\$ 73.60	\$ 121.60	\$ 217.60	\$ 435.20
Double Door	\$ 355.20	Dentil Shelf	FGS OR FGF ONLY	\$ 307.20
Center Hinge Patio	\$ 224.00		No Brickmould	\$ 73.60
Deadbolt & Strike Route	\$ 13.31		Door Only	\$ (-283.40)



PRIVACY 9

6/8 Doors



	2236-2	2236-1	2236-1P	2248-1	2264-X
FGS	\$1,396.67	\$1,436.73	\$1,436.73	\$1,660.40	\$1,834.47
FGO	\$1,810.76			\$2,239.72	
FGF					\$2,757.27
FGM	\$2,069.16				\$2,534.89
FGKA		\$2,818.44	\$2,829.79		\$3,220.07
FTWO	\$1,543.33				\$1,981.13

6/8 SideLites



	836-1	848-1	764-X
FGS	\$1,015.53	\$1,144.73	\$1,480.53
FGO	\$1,167.57	\$1,279.58	\$1,651.94
FGF			\$2,382.93
FGM	\$1,503.48		\$1,998.16
FGKA			\$2,434.68
FTWO	\$1,163.87		\$1,628.87

8/0 Doors



	2248-1	2264-1	2280-X
FGS	\$2,083.20	\$2,297.33	\$2,570.80
FGO		\$2,462.50	\$2,887.01
FGF			\$4,338.20
FGM			
FGKA			
FTWO			

8/0 SideLites

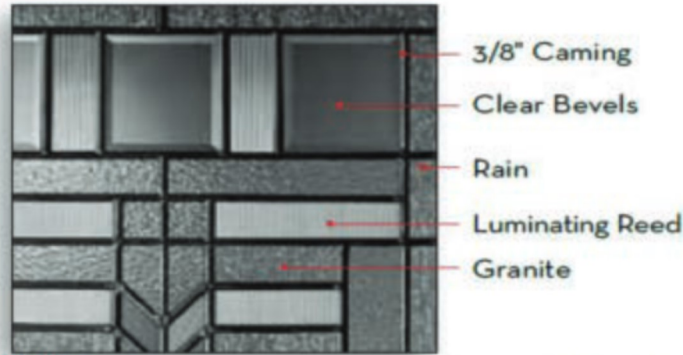


	764-1	880-X
FGS	\$1,771.73	\$1,763.60
FGO	\$2,060.83	\$1,934.30
FGF		\$3,806.33
FGM		\$2,337.16
FGKA		
FTWO		



6/8 QUICK ADDERS

Jamb Adders	Single	Double	1S/L	2S/L
6-9/16 No Rot	\$ 89.45	\$ 95.42	\$ 89.45	\$ 95.42
Rip Charge	\$ 47.71	\$ 47.71	\$ 47.71	\$ 47.71
4-9/16 Comp.White	\$ 149.74	\$ 185.97	\$ 399.48	\$ 610.66
6-9/16 Comp.White	\$ 295.71	\$ 381.04	\$ 638.25	\$ 966.47
4-9/16 Comp.Tan	\$ 186.82	\$ 243.35	\$ 573.82	\$ 882.14
6-9/16 Comp.Tan	\$ 333.51	\$ 426.04	\$ 770.52	\$ 1,001.57
4-9/16 Comp.Primed	\$ 112.53	\$ 145.58	\$ 368.52	\$ 594.58
6-9/16 Comp.Primed	\$ 259.35	\$ 365.42	\$ 588.39	\$ 912.27
Z-AC Upgrade	\$ 29.87	\$ 37.33	\$ 31.67	\$ 41.20
ADA Sill	\$ 19.20	\$ 22.40	\$ 73.60	\$ 73.60
Outswing	\$ 73.60	\$ 121.60	\$ 217.60	\$ 435.20
Double Door	\$ 355.20	Dentil Shelf	FGS OR FGF ONLY	\$ 307.20
Center Hinge Patio	\$ 224.00		No Brickmould	\$ 73.60
Deadbolt & Strike Route	\$ 13.31		Door Only	\$ (-283.40)




Patina

PRIVACY 8



6/8 Doors




	2236-2	2236-1	2236-1P	2248-1	2264-X	2215-2
FGS	\$1,581.40	\$1,621.47	\$1,621.47	\$1,894.40	\$2,104.73	\$1,512.80
FGO	\$2,003.19			\$2,363.89	\$2,548.33	
FGF					\$3,218.66	\$1,926.13
FGM	\$2,265.67				\$2,822.41	
FGKA		\$3,014.96	\$3,098.87		\$3,507.59	
FTWO	\$1,728.07				\$2,251.40	

6/8 SideLites



	836-1	848-1	764-X
FGS	\$1,136.60	\$1,273.53	\$1,404.40
FGO	\$1,293.68	\$1,663.89	\$1,572.64
FGF			\$2,306.80
FGM	\$1,693.19		\$1,978.09
FGKA			\$1,552.73
FTWO	\$1,284.93		\$1,552.73

8/0 Doors



	2248-1	2264-1	2280-X	2515-2
FGS	\$2,317.20	\$2,567.60	\$3,157.60	\$1,852.47
FGO		\$2,744.03	\$3,513.75	
FGF			\$5,239.57	\$2,933.33
FGM				
FGKA				
FTWO				

8/0 SideLites




	764-1	880-X
FGS	\$1,754.00	\$2,064.93
FGO	\$1,981.74	\$2,305.63
FGF		\$3,728.37
FGM		\$2,595.93
FGKA		
FTWO		



6/8 QUICK ADDERS

Jamb Adders	Single	Double	1S/L	2S/L
6-9/16 No Rot	\$ 89.45	\$ 95.42	\$ 89.45	\$ 95.42
Rip Charge	\$ 47.71	\$ 47.71	\$ 47.71	\$ 47.71
4-9/16 Comp.White	\$ 149.74	\$ 185.97	\$ 399.48	\$ 610.66
6-9/16 Comp.White	\$ 295.71	\$ 381.04	\$ 638.25	\$ 966.47
4-9/16 Comp.Tan	\$ 186.82	\$ 243.35	\$ 573.82	\$ 882.14
6-9/16 Comp.Tan	\$ 333.51	\$ 426.04	\$ 770.52	\$ 1,001.57
4-9/16 Comp.Primed	\$ 112.53	\$ 145.58	\$ 368.52	\$ 594.58
6-9/16 Comp.Primed	\$ 259.35	\$ 365.42	\$ 588.39	\$ 912.27
Z-AC Upgrade	\$ 29.87	\$ 37.33	\$ 31.67	\$ 41.20
ADA Sill	\$ 19.20	\$ 22.40	\$ 73.60	\$ 73.60
Outswing	\$ 73.60	\$ 121.60	\$ 217.60	\$ 435.20
Double Door	\$ 355.20	Dentil Shelf	FGS OR FGF ONLY	\$ 307.20
Center Hinge Patio	\$ 224.00		No Brickmould	\$ 73.60
Deadbolt & Strike Route	\$ 13.31		Door Only	\$ (-283.40)



PRIVACY 9

6/8 Doors



	2236-2	2236-1	2236-1P	2248-1	2264-X
FGS	\$1,427.53	\$1,467.60	\$1,467.60	\$1,701.33	\$1,889.33
FGO	\$1,842.92			\$2,162.77	\$2,323.96
FGF					\$3,424.40
FGM	\$2,101.99				\$2,593.26
FGKA		\$2,851.28	\$2,935.18		\$3,278.44
FTWO	\$1,574.20				\$2,036.00

6/8 SideLites



	836-1	848-1	764-X
FGS	\$1,026.73	\$1,138.00	\$1,835.53
FGO	\$1,179.24	\$1,295.14	\$2,012.94
FGF			\$2,737.93
FGM	\$1,576.31		\$2,436.74
FGKA			\$2,812.34
FTWO	\$1,175.07		\$1,983.87

8/0 Doors



	2248-1	2264-1	2280-X
FGS	\$2,089.27	\$2,353.20	\$2,640.93
FGO		\$2,113.61	\$2,975.56
FGF			\$4,719.33
FGM			
FGKA			
FTWO			

8/0 SideLites



	764-1	880-X
FGS	\$2,184.93	\$1,847.33
FGO	\$2,430.63	\$2,078.96
FGF		\$3,287.07
FGM		\$2,364.33
FGKA		
FTWO		



6/8 QUICK ADDERS

Jamb Adders	Single	Double	1S/L	2S/L
6-9/16 No Rot	\$ 89.45	\$ 95.42	\$ 89.45	\$ 95.42
Rip Charge	\$ 47.71	\$ 47.71	\$ 47.71	\$ 47.71
4-9/16 Comp.White	\$ 149.74	\$ 185.97	\$ 399.48	\$ 610.66
6-9/16 Comp.White	\$ 295.71	\$ 381.04	\$ 638.25	\$ 966.47
4-9/16 Comp.Tan	\$ 186.82	\$ 243.35	\$ 573.82	\$ 882.14
6-9/16 Comp.Tan	\$ 333.51	\$ 426.04	\$ 770.52	\$ 1,001.57
4-9/16 Comp.Primed	\$ 112.53	\$ 145.58	\$ 368.52	\$ 594.58
6-9/16 Comp.Primed	\$ 259.35	\$ 365.42	\$ 588.39	\$ 912.27
Z-AC Upgrade	\$ 29.87	\$ 37.33	\$ 31.67	\$ 41.20
ADA Sill	\$ 19.20	\$ 22.40	\$ 73.60	\$ 73.60
Outswing	\$ 73.60	\$ 121.60	\$ 217.60	\$ 435.20
Double Door	\$ 355.20	Dentil Shelf	FGS OR FGF ONLY	\$ 307.20
Center Hinge Patio	\$ 224.00		No Brickmould	\$ 73.60
Deadbolt & Strike Route	\$ 13.31		Door Only	\$ (-283.40)



PRIVACY 9

6/8 Doors



	2236-2	2236-1	2236-1P	2248-1	2264-X
FGS	\$1,109.67	\$1,149.73	\$1,149.73	\$1,482.80	\$1,457.40
FGO	\$1,511.80			\$1,935.14	\$1,874.03
FGF					\$2,992.47
FGM	\$1,763.83				\$2,133.76
FGKA		\$2,513.12	\$2,597.02		\$2,818.94
FTWO	\$1,256.33				\$1,604.07

6/8 SideLites



	836-1	848-1	764-X
FGS	\$939.67	\$1,149.53	\$1,241.13
FGO	\$1,088.54	\$1,534.72	\$1,402.57
FGF			\$2,143.53
FGM	\$1,483.69		\$1,804.40
FGKA			\$2,180.00
FTWO	\$1,088.00		\$1,389.47

8/0 Doors



	2248-1	2264-1	2280-X
FGS	\$1,905.60	\$1,920.27	\$2,041.87
FGO		\$2,069.72	\$2,351.53
FGF			\$3,809.47
FGM			
FGKA			
FTWO			

8/0 SideLites




	764-1	880-X
FGS	\$1,532.33	\$1,611.67
FGO	\$1,811.46	\$1,894.10
FGF		\$2,789.53
FGM		\$1,898.94
FGKA		
FTWO		



6/8 QUICK ADDERS

Jamb Adders	Single	Double	1S/L	2S/L
6-9/16 No Rot	\$ 89.45	\$ 95.42	\$ 89.45	\$ 95.42
Rip Charge	\$ 47.71	\$ 47.71	\$ 47.71	\$ 47.71
4-9/16 Comp.White	\$ 149.74	\$ 185.97	\$ 399.48	\$ 610.66
6-9/16 Comp.White	\$ 295.71	\$ 381.04	\$ 638.25	\$ 966.47
4-9/16 Comp.Tan	\$ 186.82	\$ 243.35	\$ 573.82	\$ 882.14
6-9/16 Comp.Tan	\$ 333.51	\$ 426.04	\$ 770.52	\$ 1,001.57
4-9/16 Comp.Primed	\$ 112.53	\$ 145.58	\$ 368.52	\$ 594.58
6-9/16 Comp.Primed	\$ 259.35	\$ 365.42	\$ 588.39	\$ 912.27
Z-AC Upgrade	\$ 29.87	\$ 37.33	\$ 31.67	\$ 41.20
ADA Sill	\$ 19.20	\$ 22.40	\$ 73.60	\$ 73.60
Outswing	\$ 73.60	\$ 121.60	\$ 217.60	\$ 435.20
Double Door	\$ 355.20	Dentil Shelf	FGS OR FGF ONLY	\$ 307.20
Center Hinge Patio	\$ 224.00		No Brickmould	\$ 73.60
Deadbolt & Strike Route	\$ 13.31		Door Only	\$ (-283.40)

PEMBROOK (250)



- Arctic
- Micro-Cubed
- Streamed
- Clear Bevels
- Wide, Flat Patina

PRIVACY



6/8 Doors



	2236-2	2236-1	2236-1P	2248-1	2264-X	2215-2	2215-X
FGS	\$1,689.20	\$1,729.27	\$1,729.27	\$1,944.87	\$2,088.80	\$1,479.07	\$2,606.60
FGO	\$1,952.76			\$2,230.58	\$2,236.99		\$2,963.08
FGF					\$3,484.49	\$2,224.55	
FGM	\$2,110.98				\$2,487.26		
FGKA		\$2,775.35	\$2,849.75		\$3,095.47		
FTWO	\$1,912.36				\$2,328.61		\$2,867.99

6/8 SideLites



	836-1	848-1	764-X
FGS	\$1,202.13	\$1,329.27	\$1,367.67
FGO	\$1,361.94	\$1,494.38	\$1,534.38
FGF			\$2,414.96
FGM	\$1,770.09		\$1,939.00
FGKA			\$2,314.61
FTWO	\$1,350.47		\$1,516.00

8/0 Doors



	2248-1	2264-1	2280-X	2515-2	2215-X
FGS	\$2,367.67	\$2,551.67	\$3,069.80	\$1,818.73	\$3,673.60
FGO		\$2,142.82	\$3,159.04		
FGF			\$3,086.92	\$3,086.92	
FGM					
FGKA					
FTWO					

8/0 SideLites



	764-1	880-X
FGS	\$1,717.07	\$2,037.93
FGO	\$1,943.26	\$2,325.96
FGF		\$3,359.08
FGM		\$2,567.09
FGKA		
FTWO		



6/8 QUICK ADDERS

Jamb Adders	Single	Double	1S/L	2S/L
6-9/16 No Rot	\$ 89.45	\$ 95.42	\$ 89.45	\$ 95.42
Rip Charge	\$ 47.71	\$ 47.71	\$ 47.71	\$ 47.71
4-9/16 Comp.White	\$ 149.74	\$ 185.97	\$ 399.48	\$ 610.66
6-9/16 Comp.White	\$ 295.71	\$ 381.04	\$ 638.25	\$ 966.47
4-9/16 Comp.Tan	\$ 186.82	\$ 243.35	\$ 573.82	\$ 882.14
6-9/16 Comp.Tan	\$ 333.51	\$ 426.04	\$ 770.52	\$ 1,001.57
4-9/16 Comp.Primed	\$ 112.53	\$ 145.58	\$ 368.52	\$ 594.58
6-9/16 Comp.Primed	\$ 259.35	\$ 365.42	\$ 588.39	\$ 912.27
Z-AC Upgrade	\$ 29.87	\$ 37.33	\$ 31.67	\$ 41.20
ADA Sill	\$ 19.20	\$ 22.40	\$ 73.60	\$ 73.60
Outswing	\$ 73.60	\$ 121.60	\$ 217.60	\$ 435.20
Double Door	\$ 355.20	Dentil Shelf	FGS OR FGF ONLY	\$ 307.20
Center Hinge Patio	\$ 224.00		No Brickmould	\$ 73.60
Deadbolt & Strike Route	\$ 13.31		Door Only	\$ (-283.40)

PALISADES (150)



3/8" Square Bar
Sandblast

PRIVACY 9

Forged Iron



6/8 Doors




	2239-1	2239-1P	2248-1	2264-X
FGS			\$2,917.73	\$3,090.20
FGO			\$3,429.86	\$3,574.86
FGF				\$4,625.27
FGM	\$3,931.63	\$3,931.63		\$3,870.78
FGKA				\$4,555.96
FTWO				\$3,236.87

6/8 SideLites



	848-1	764-X
FGS	\$2,266.53	\$2,179.27
FGO	\$2,698.26	\$2,379.79
FGF		\$3,081.67
FGM		\$2,802.41
FGKA		
FTWO		\$2,327.60

8/0 Doors



	2264-1	2280-X
FGS	\$3,921.74	\$5,441.87
FGO	\$3,698.20	\$5,893.60
FGF		\$7,929.37
FGM		
FGKA		
FTWO		

8/0 SideLites




	764-1	880-X
FGS	\$2,528.67	\$3,958.27
FGO	\$2,788.68	\$4,368.87
FGF		\$5,742.57
FGM		\$4,610.00
FGKA		
FTWO		



6/8 QUICK ADDERS

Jamb Adders	Single	Double	1S/L	2S/L
6-9/16 No Rot	\$ 89.45	\$ 95.42	\$ 89.45	\$ 95.42
Rip Charge	\$ 47.71	\$ 47.71	\$ 47.71	\$ 47.71
4-9/16 Comp.White	\$ 149.74	\$ 185.97	\$ 399.48	\$ 610.66
6-9/16 Comp.White	\$ 295.71	\$ 381.04	\$ 638.25	\$ 966.47
4-9/16 Comp.Tan	\$ 186.82	\$ 243.35	\$ 573.82	\$ 882.14
6-9/16 Comp.Tan	\$ 333.51	\$ 426.04	\$ 770.52	\$ 1,001.57
4-9/16 Comp.Primed	\$ 112.53	\$ 145.58	\$ 368.52	\$ 594.58
6-9/16 Comp.Primed	\$ 259.35	\$ 365.42	\$ 588.39	\$ 912.27
Z-AC Upgrade	\$ 29.87	\$ 37.33	\$ 31.67	\$ 41.20
ADA Sill	\$ 19.20	\$ 22.40	\$ 73.60	\$ 73.60
Outswing	\$ 73.60	\$ 121.60	\$ 217.60	\$ 435.20
Double Door	\$ 355.20	Dentil Shelf	FGS OR FGF ONLY	\$ 307.20
Center Hinge Patio	\$ 224.00		No Brickmould	\$ 73.60
Deadbolt & Strike Route	\$ 13.31		Door Only	\$ (-283.40)

MODENA (125)



Shown in Patina

PRIVACY 7



This side of the Modena glass will always be oriented toward the strike side of the door.

6/8 Doors

	H, C, S								
	SOL FRAME	SOL FRAME	SOL FRAME			SOL FRAME	SOL FRAME	SOL FRAME	SOL FRAME
	2236-2	2236-1	2236-1P	2248-1	2264-X	2215-2	2215-X	SSL	2SL
FGS	\$1,432.93	\$1,473.00	\$1,473.00	\$1,686.07	\$1,849.13	\$1,388.20	\$2,334.00	\$1,918.40	\$3,054.00
FGO	\$1,848.54			\$2,146.88			\$2,932.99	\$2,361.18	\$3,613.54
FGF					\$3,384.20	\$2,222.67			
FGM	\$2,107.73				\$2,550.50				
FGKA		\$2,857.02	\$2,940.92		\$3,235.67				
FTWO	\$1,579.60				\$1,995.80		\$2,480.67	\$2,065.07	\$3,200.67

6/8 SideLites

	SOL FRAME	SOL FRAME	SOL FRAME
	836-1	848-1	764-X
FGS	\$1,082.33	\$1,198.60	\$1,311.53
FGO	\$1,237.15	\$1,585.83	\$1,475.90
FGF			\$2,213.93
FGM	\$1,635.46		\$1,879.29
FGKA			\$2,254.89
FTWO	\$1,230.67		\$1,459.87

8/0 Doors

		WR FRAME		
	2248-1	2264-1	2515-2	2215-X
FGS	\$2,108.87	\$2,312.00	\$1,814.80	FP
FGO		\$2,071.74		
FGF			\$3,163.55	
FGM				
FGKA				
FTWO				

8/0 SideLites

	SOL FRAME
	764-1
FGS	\$1,660.93
FGO	\$1,884.79
FGF	
FGM	
FGKA	
FTWO	


MICRO-GRANITE (004)



6/8 QUICK ADDERS

Jamb Adders	Single	Double	1S/L	2S/L
6-9/16 No Rot	\$ 89.45	\$ 95.42	\$ 89.45	\$ 95.42
Rip Charge	\$ 47.71	\$ 47.71	\$ 47.71	\$ 47.71
4-9/16 Comp.White	\$ 149.74	\$ 185.97	\$ 399.48	\$ 610.66
6-9/16 Comp.White	\$ 295.71	\$ 381.04	\$ 638.25	\$ 966.47
4-9/16 Comp.Tan	\$ 186.82	\$ 243.35	\$ 573.82	\$ 882.14
6-9/16 Comp.Tan	\$ 333.51	\$ 426.04	\$ 770.52	\$ 1,001.57
4-9/16 Comp.Primed	\$ 112.53	\$ 145.58	\$ 368.52	\$ 594.58
6-9/16 Comp.Primed	\$ 259.35	\$ 365.42	\$ 588.39	\$ 912.27
Z-AC Upgrade	\$ 29.87	\$ 37.33	\$ 31.67	\$ 41.20
ADA Sill	\$ 19.20	\$ 22.40	\$ 73.60	\$ 73.60
Outswing	\$ 73.60	\$ 121.60	\$ 217.60	\$ 435.20
Double Door	\$ 355.20	Dentil Shelf	FGS OR FGF ONLY	\$ 307.20
Center Hinge Patio	\$ 224.00		No Brickmould	\$ 73.60
Deadbolt & Strike Route	\$ 13.31		Door Only	\$ (-283.40)

MICRO-GRANITE (004)



PRIVACY 9

6/8 Doors



	2236-2	2236-1	2236-1P	2248-1	2264-X
FGS	\$1,389.13	\$1,429.20	\$1,429.90	\$1,634.53	\$1,721.20
FGO	\$1,802.92			\$2,093.02	\$2,148.80
FGF					\$3,256.27
FGM	\$2,061.13				\$2,414.40
FGKA		\$2,810.43	\$2,894.33		\$3,099.57
FTWO	\$1,535.80				\$1,867.87

6/8 SideLites



	836-1	848-1	764-X
FGS	\$1,089.87	\$1,199.33	\$1,260.20
FGO	\$1,245.00	\$1,586.67	\$1,422.43
FGF			\$2,162.60
FGM	\$1,643.48		\$1,824.68
FGKA			\$2,200.28
FTWO	\$1,238.20		\$1,408.54

8/0 Doors



	2248-1	2264-1	2280-X
FGS	\$2,057.33	\$2,184.07	\$2,231.67
FGO		\$1,938.47	\$2,549.27
FGF			\$3,141.35
FGM			
FGKA			
FTWO			

8/0 SideLites



	764-1	880-X
FGS	\$1,609.60	\$1,691.60
FGO	\$1,831.32	\$1,916.74
FGF		\$3,331.21
FGM		\$2,198.65
FGKA		
FTWO		



6/8 QUICK ADDERS

Jamb Adders	Single	Double	1S/L	2S/L
6-9/16 No Rot	\$ 89.45	\$ 95.42	\$ 89.45	\$ 95.42
Rip Charge	\$ 47.71	\$ 47.71	\$ 47.71	\$ 47.71
4-9/16 Comp.White	\$ 149.74	\$ 185.97	\$ 399.48	\$ 610.66
6-9/16 Comp.White	\$ 295.71	\$ 381.04	\$ 638.25	\$ 966.47
4-9/16 Comp.Tan	\$ 186.82	\$ 243.35	\$ 573.82	\$ 882.14
6-9/16 Comp.Tan	\$ 333.51	\$ 426.04	\$ 770.52	\$ 1,001.57
4-9/16 Comp.Primed	\$ 112.53	\$ 145.58	\$ 368.52	\$ 594.58
6-9/16 Comp.Primed	\$ 259.35	\$ 365.42	\$ 588.39	\$ 912.27
Z-AC Upgrade	\$ 29.87	\$ 37.33	\$ 31.67	\$ 41.20
ADA Sill	\$ 19.20	\$ 22.40	\$ 73.60	\$ 73.60
Outswing	\$ 73.60	\$ 121.60	\$ 217.60	\$ 435.20
Double Door	\$ 355.20	Dentil Shelf	FGS OR FGF ONLY	\$ 307.20
Center Hinge Patio	\$ 224.00		No Brickmould	\$ 73.60
Deadbolt & Strike Route	\$ 13.31		Door Only	\$ (-283.40)



PRIVACY 9

6/8 Doors



	2236-2	2236-1	2236-1P	2248-1	2264-X
FGS	\$1,318.47	\$1,358.53	\$1,358.53	\$1,732.40	\$1,971.07
FGO	\$1,659.86			\$2,125.69	\$2,343.13
FGF					\$2,743.13
FGM	\$1,650.04				\$2,612.84
FGKA		\$2,359.36	\$2,443.26		\$3,057.16
FTWO	\$1,465.13				\$2,117.73

6/8 SideLites



	836-1	848-1	764-X
FGS	\$1,045.00	\$1,278.60	\$1,450.47
FGO	\$1,527.01	\$1,565.63	\$1,517.08
FGF			\$2,286.20
FGM	\$1,503.55		\$2,005.82
FGKA			\$2,331.77
FTWO	\$1,173.33		\$1,598.80

8/0 Doors



	2248-1	2264-1	2280-X
FGS	\$2,155.20	\$2,437.27	\$2,573.27
FGO		\$2,617.92	\$2,824.44
FGF			\$3,329.53
FGM			
FGKA			
FTWO			

8/0 SideLites



	764-1	880-X
FGS	\$1,857.03	\$2,033.53
FGO	\$2,226.74	\$2,143.82
FGF		\$1,611.27
FGM		\$2,430.58
FGKA		
FTWO		



6/8 QUICK ADDERS

Jamb Adders	Single	Double	1S/L	2S/L
6-9/16 No Rot	\$ 89.45	\$ 95.42	\$ 89.45	\$ 95.42
Rip Charge	\$ 47.71	\$ 47.71	\$ 47.71	\$ 47.71
4-9/16 Comp.White	\$ 149.74	\$ 185.97	\$ 399.48	\$ 610.66
6-9/16 Comp.White	\$ 295.71	\$ 381.04	\$ 638.25	\$ 966.47
4-9/16 Comp.Tan	\$ 186.82	\$ 243.35	\$ 573.82	\$ 882.14
6-9/16 Comp.Tan	\$ 333.51	\$ 426.04	\$ 770.52	\$ 1,001.57
4-9/16 Comp.Primed	\$ 112.53	\$ 145.58	\$ 368.52	\$ 594.58
6-9/16 Comp.Primed	\$ 259.35	\$ 365.42	\$ 588.39	\$ 912.27
Z-AC Upgrade	\$ 29.87	\$ 37.33	\$ 31.67	\$ 41.20
ADA Sill	\$ 19.20	\$ 22.40	\$ 73.60	\$ 73.60
Outswing	\$ 73.60	\$ 121.60	\$ 217.60	\$ 435.20
Double Door	\$ 355.20	Dentil Shelf	FGS OR FGF ONLY	\$ 307.20
Center Hinge Patio	\$ 224.00		No Brickmould	\$ 73.60
Deadbolt & Strike Route	\$ 13.31		Door Only	\$ (-283.40)

CROSSLINES (024)



PRIVACY 7



6/8 Doors



	2248-1	2264-X
FGS	\$1,766.47	\$1,778.20
FGO	\$2,280.76	\$2,138.75
FGF		\$3,313.27
FGM		\$2,259.87
FGKA		\$2,641.28
FTWO		\$1,924.87

6/8 SideLites



	848-1	764-X
FGS	\$1,400.67	\$1,430.44
FGO	\$1,629.06	\$1,496.98
FGF		\$1,888.60
FGM		\$1,708.47
FGKA		\$2,189.21
FTWO		\$1,631.63

8/0 Doors



	2264-1
FGS	\$2,189.27
FGO	\$1,874.44
FGF	
FGM	
FGKA	
FTWO	

8/0 SideLites




	764-1
FGS	\$1,908.32
FGO	\$2,025.66
FGF	
FGM	
FGKA	
FTWO	



6/8 QUICK ADDERS





Jamb Adders	Single	Double	1S/L	2S/L
6-9/16 No Rot	\$ 89.45	\$ 95.42	\$ 89.45	\$ 95.42
Rip Charge	\$ 47.71	\$ 47.71	\$ 47.71	\$ 47.71
4-9/16 Comp.White	\$ 149.74	\$ 185.97	\$ 399.48	\$ 610.66
6-9/16 Comp.White	\$ 295.71	\$ 381.04	\$ 638.25	\$ 966.47
4-9/16 Comp.Tan	\$ 186.82	\$ 243.35	\$ 573.82	\$ 882.14
6-9/16 Comp.Tan	\$ 333.51	\$ 426.04	\$ 770.52	\$ 1,001.57
4-9/16 Comp.Primed	\$ 112.53	\$ 145.58	\$ 368.52	\$ 594.58
6-9/16 Comp.Primed	\$ 259.35	\$ 365.42	\$ 588.39	\$ 912.27
Z-AC Upgrade	\$ 29.87	\$ 37.33	\$ 31.67	\$ 41.20
ADA Sill	\$ 19.20	\$ 22.40	\$ 73.60	\$ 73.60
Outswing	\$ 73.60	\$ 121.60	\$ 217.60	\$ 435.20
Double Door	\$ 355.20	Dentil Shelf	FGS OR FGF ONLY	\$ 307.20
Center Hinge Patio	\$ 224.00		No Brickmould	\$ 73.60
Deadbolt & Strike Route	\$ 13.31		Door Only	\$ (-283.40)

DAHLIA (175)





PRIVACY 9



6/8 Doors

	 2236-1	 2236-1P	 2248-1	 2264-X
FGS			\$2,798.53	\$3,181.39
FGO			\$3,305.69	\$3,677.36
FGF				\$4,717.00
FGM	\$3,714.96	\$3,714.96		\$3,968.37
FGKA				\$4,653.55
FTWO				\$3,328.60



6/8 SideLites

	 848-1	 764-X
FGS	\$1,965.20	\$2,146.80
FGO	\$2,384.38	\$2,345.97
FGF		\$3,049.20
FGM		\$2,767.87
FGKA		
FTWO		\$2,277.80

8/0 Doors

	 2264-1	 2280-X
FGS	\$3,644.80	\$4,348.53
FGO	\$3,781.18	\$4,754.31
FGF		\$6,837.16
FGM		
FGKA		
FTWO		

8/0 SideLites

	 764-1	 880-X
FGS	\$2,478.00	\$2,053.40
FGO	\$2,796.53	\$2,354.24
FGF		\$3,778.01
FGM		\$2,645.46
FGKA		
FTWO		



6/8 QUICK ADDERS

Jamb Adders	Single	Double	1S/L	2S/L
6-9/16 No Rot	\$ 89.45	\$ 95.42	\$ 89.45	\$ 95.42
Rip Charge	\$ 47.71	\$ 47.71	\$ 47.71	\$ 47.71
4-9/16 Comp.White	\$ 149.74	\$ 185.97	\$ 399.48	\$ 610.66
6-9/16 Comp.White	\$ 295.71	\$ 381.04	\$ 638.25	\$ 966.47
4-9/16 Comp.Tan	\$ 186.82	\$ 243.35	\$ 573.82	\$ 882.14
6-9/16 Comp.Tan	\$ 333.51	\$ 426.04	\$ 770.52	\$ 1,001.57
4-9/16 Comp.Primed	\$ 112.53	\$ 145.58	\$ 368.52	\$ 594.58
6-9/16 Comp.Primed	\$ 259.35	\$ 365.42	\$ 588.39	\$ 912.27
Z-AC Upgrade	\$ 29.87	\$ 37.33	\$ 31.67	\$ 41.20
ADA Sill	\$ 19.20	\$ 22.40	\$ 73.60	\$ 73.60
Outswing	\$ 73.60	\$ 121.60	\$ 217.60	\$ 435.20
Double Door	\$ 355.20	Dentil Shelf	FGS OR FGF ONLY	\$ 307.20
Center Hinge Patio	\$ 224.00		No Brickmould	\$ 73.60
Deadbolt & Strike Route	\$ 13.31		Door Only	\$ (-283.40)










HARLOW (100)







Patina







6/8 Doors

										
	2236-2	2236-1	2236-1P	2248-1	2264-X	2215-2	2215-X	SSL	2SL	
FGS	\$1,497.93	\$1,538.00	\$1,538.00	\$1,764.07	\$1,945.33	\$1,717.67	\$2,810.73	\$1,411.47	\$2,267.60	
FGO	\$1,916.25			\$2,347.71	\$2,382.30		\$3,018.13	\$1,832.92	\$2,787.43	
FGF					\$2,864.80	\$2,248.80				
FGM	\$2,176.88				\$2,652.84					
FGKA		\$2,926.17	\$3,010.71		\$3,338.01					
FTWO	\$1,644.60				\$2,092.00		\$2,569.07	\$1,564.60	\$2,414.27	



6/8 SideLites

				
	836-1	848-1	764-X	715-1
FGS	\$1,461.00	\$1,197.13	\$1,310.67	FP
FGO	\$1,236.88	\$1,583.61	\$1,475.00	
FGF			\$2,213.07	FP
FGM	\$1,635.18		\$1,878.37	
FGKA			\$2,301.49	
FTWO	\$1,230.40		\$1,459.00	

8/0 Doors

				
	2248-1	2264-1	2515-2	2215-X
FGS	\$2,186.87	\$2,408.20	\$2,192.33	\$2,181.87
FGO		\$2,493.05		
FGF			\$2,645.60	
FGM				
FGKA				
FTWO				


8/0 SideLites

		
	764-1	715-1
FGS	\$1,601.87	FP
FGO	\$1,883.89	
FGF		FP
FGM		
FGKA		
FTWO		



6/8 QUICK ADDERS

Jamb Adders	Single	Double	1S/L	2S/L
6-9/16 No Rot	\$ 89.45	\$ 95.42	\$ 89.45	\$ 95.42
Rip Charge	\$ 47.71	\$ 47.71	\$ 47.71	\$ 47.71
4-9/16 Comp.White	\$ 149.74	\$ 185.97	\$ 399.48	\$ 610.66
6-9/16 Comp.White	\$ 295.71	\$ 381.04	\$ 638.25	\$ 966.47
4-9/16 Comp.Tan	\$ 186.82	\$ 243.35	\$ 573.82	\$ 882.14
6-9/16 Comp.Tan	\$ 333.51	\$ 426.04	\$ 770.52	\$ 1,001.57
4-9/16 Comp.Primed	\$ 112.53	\$ 145.58	\$ 368.52	\$ 594.58
6-9/16 Comp.Primed	\$ 259.35	\$ 365.42	\$ 588.39	\$ 912.27
Z-AC Upgrade	\$ 29.87	\$ 37.33	\$ 31.67	\$ 41.20
ADA Sill	\$ 19.20	\$ 22.40	\$ 73.60	\$ 73.60
Outswing	\$ 73.60	\$ 121.60	\$ 217.60	\$ 435.20
Double Door	\$ 355.20	Dentil Shelf	FGS OR FGF ONLY	\$ 307.20
Center Hinge Patio	\$ 224.00		No Brickmould	\$ 73.60
Deadbolt & Strike Route	\$ 13.31		Door Only	\$ (-283.40)




Glue Chip
Clear Bevels
3/16" Caming

Shown in Brass

PRIVACY 4

700 - Brass



701 - Zinc



6/8 Doors




	2236-2	2236-1	2236-1P	2248-1	1842-1
FGS	\$1,450.67	\$1,450.67	\$1,450.67	\$1,649.93	\$1,597.93
FGO	\$1,825.28			\$2,109.24	\$2,170.97
FGF					
FGM	\$2,083.97				
FGKA		\$2,833.90	\$2,917.80		
FTWO	\$1,577.27				

6/8 SideLites



	836-1	848-1	764-X
FGS	\$1,045.67	\$1,195.53	\$1,240.07
FGO	\$1,198.96	\$1,582.63	\$1,401.46
FGF			\$2,142.47
FGM	\$1,596.45		\$1,803.26
FGKA			\$2,178.87
FTWO	\$1,194.00		\$1,388.40

8/0 Doors



	2264-1	2280-X
FGS	\$3,644.80	\$4,348.53
FGO	\$3,781.18	\$4,754.31
FGF		\$6,837.16
FGM		
FGKA		
FTWO		

8/0 SideLites




	764-1
FGS	\$1,589.47
FGO	\$1,810.35
FGF	
FGM	
FGKA	
FTWO	



6/8 QUICK ADDERS

Jamb Adders	Single	Double	1S/L	2S/L
6-9/16 No Rot	\$ 89.45	\$ 95.42	\$ 89.45	\$ 95.42
Rip Charge	\$ 47.71	\$ 47.71	\$ 47.71	\$ 47.71
4-9/16 Comp.White	\$ 149.74	\$ 185.97	\$ 399.48	\$ 610.66
6-9/16 Comp.White	\$ 295.71	\$ 381.04	\$ 638.25	\$ 966.47
4-9/16 Comp.Tan	\$ 186.82	\$ 243.35	\$ 573.82	\$ 882.14
6-9/16 Comp.Tan	\$ 333.51	\$ 426.04	\$ 770.52	\$ 1,001.57
4-9/16 Comp.Primed	\$ 112.53	\$ 145.58	\$ 368.52	\$ 594.58
6-9/16 Comp.Primed	\$ 259.35	\$ 365.42	\$ 588.39	\$ 912.27
Z-AC Upgrade	\$ 29.87	\$ 37.33	\$ 31.67	\$ 41.20
ADA Sill	\$ 19.20	\$ 22.40	\$ 73.60	\$ 73.60
Outswing	\$ 73.60	\$ 121.60	\$ 217.60	\$ 435.20
Double Door	\$ 355.20	Dentil Shelf	FGS OR FGF ONLY	\$ 307.20
Center Hinge Patio	\$ 224.00		No Brickmould	\$ 73.60
Deadbolt & Strike Route	\$ 13.31		Door Only	\$ (-283.40)

BEAUFORT (225)



- Seedy Glass
- Clear Bevels
- Wide, Flat Patina
- Hammered



PRIVACY 6

6/8 Doors




	2236-2	2236-1	2236-1P	2248-1	2264-X
FGS	\$2,189.33	\$2,229.40	\$2,229.40	\$2,474.87	\$2,825.33
FGO	\$2,433.67			\$2,740.20	\$3,045.20
FGF					\$4,459.80
FGM	\$2,582.70				\$3,182.70
FGKA		\$3,509.25	\$3,583.63		\$4,052.40
FTWO	\$2,433.33				\$3,095.83

6/8 SideLites



	836-1	848-1	764-X
FGS	\$1,395.47	\$1,591.73	\$1,738.07
FGO	\$1,443.08	\$1,777.77	\$1,772.50
FGF			\$2,837.50
FGM	\$1,858.13		\$2,215.00
FGKA			\$2,694.97
FTWO	\$1,608.13		\$1,965.00

8/0 Doors



	2248-1	2264-1	2280-X
FGS	\$2,891.00	\$3,281.53	\$3,593.00
FGO		\$3,522.56	\$3,662.12
FGF			\$5,350.38
FGM			
FGKA			
FTWO			

8/0 SideLites



	764-1	880-X
FGS	\$2,087.47	\$2,309.33
FGO	\$2,149.93	\$2,363.27
FGF		\$3,604.55
FGM		\$2,287.23
FGKA		
FTWO		



6/8 QUICK ADDERS

Jamb Adders	Single	Double	1S/L	2S/L
6-9/16 No Rot	\$ 89.45	\$ 95.42	\$ 89.45	\$ 95.42
Rip Charge	\$ 47.71	\$ 47.71	\$ 47.71	\$ 47.71
4-9/16 Comp.White	\$ 149.74	\$ 185.97	\$ 399.48	\$ 610.66
6-9/16 Comp.White	\$ 295.71	\$ 381.04	\$ 638.25	\$ 966.47
4-9/16 Comp.Tan	\$ 186.82	\$ 243.35	\$ 573.82	\$ 882.14
6-9/16 Comp.Tan	\$ 333.51	\$ 426.04	\$ 770.52	\$ 1,001.57
4-9/16 Comp.Primed	\$ 112.53	\$ 145.58	\$ 368.52	\$ 594.58
6-9/16 Comp.Primed	\$ 259.35	\$ 365.42	\$ 588.39	\$ 912.27
Z-AC Upgrade	\$ 29.87	\$ 37.33	\$ 31.67	\$ 41.20
ADA Sill	\$ 19.20	\$ 22.40	\$ 73.60	\$ 73.60
Outswing	\$ 73.60	\$ 121.60	\$ 217.60	\$ 435.20
Double Door	\$ 355.20	Dentil Shelf	FGS OR FGF ONLY	\$ 307.20
Center Hinge Patio	\$ 224.00		No Brickmould	\$ 73.60
Deadbolt & Strike Route	\$ 13.31		Door Only	\$ (-283.40)

CHINCHILLA (095)



6/8 Doors



	2236-2	2236-1	2236-1P	2248-1	2264-X	2215-X
FGS	\$1,351.00	\$1,395.07	\$1,395.07	\$1,559.33	\$1,675.07	\$1,232.87
FGO	\$1,767.36			\$2,014.86	\$2,100.76	\$1,640.14
FGF					\$2,763.69	
FGM	\$2,024.82				\$2,365.32	
FGKA		\$3,069.65	\$3,153.55		\$3,346.03	
FTWO	\$1,501.67				\$1,821.73	\$1,379.53

6/8 SideLites



	836-1	848-1	764-X
FGS	\$1,037.20	\$1,131.27	\$1,201.27
FGO	\$1,211.18	\$1,308.61	\$1,382.08
FGF			\$2,568.29
FGM	\$1,587.45		\$1,761.99
FGKA			\$2,772.55
FTWO			\$1,349.60

8/0 Doors



	2248-1	2264-1	2280-X
FGS	\$1,982.13	\$2,137.93	\$2,231.67
FGO		\$2,296.46	\$2,549.24
FGF			\$4,585.18
FGM			
FGKA			
FTWO			

8/0 SideLites



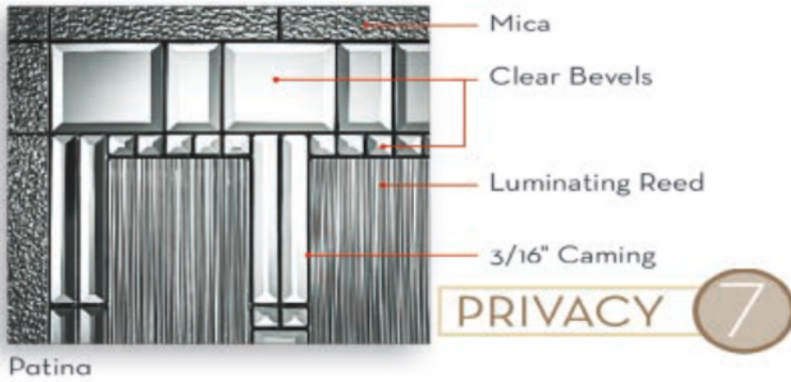
	764-1	880-X
FGS	\$1,492.47	\$1,631.33
FGO	\$1,769.33	\$1,914.58
FGF		\$3,071.91
FGM		\$2,196.45
FGKA		
FTWO		












6/8 QUICK ADDERS

Jamb Adders	Single	Double	1S/L	2S/L
6-9/16 No Rot	\$ 89.45	\$ 95.42	\$ 89.45	\$ 95.42
Rip Charge	\$ 47.71	\$ 47.71	\$ 47.71	\$ 47.71
4-9/16 Comp.White	\$ 149.74	\$ 185.97	\$ 399.48	\$ 610.66
6-9/16 Comp.White	\$ 295.71	\$ 381.04	\$ 638.25	\$ 966.47
4-9/16 Comp.Tan	\$ 186.82	\$ 243.35	\$ 573.82	\$ 882.14
6-9/16 Comp.Tan	\$ 333.51	\$ 426.04	\$ 770.52	\$ 1,001.57
4-9/16 Comp.Primed	\$ 112.53	\$ 145.58	\$ 368.52	\$ 594.58
6-9/16 Comp.Primed	\$ 259.35	\$ 365.42	\$ 588.39	\$ 912.27
Z-AC Upgrade	\$ 29.87	\$ 37.33	\$ 31.67	\$ 41.20
ADA Sill	\$ 19.20	\$ 22.40	\$ 73.60	\$ 73.60
Outswing	\$ 73.60	\$ 121.60	\$ 217.60	\$ 435.20
Double Door	\$ 355.20	Dentil Shelf	FGS OR FGF ONLY	\$ 307.20
Center Hinge Patio	\$ 224.00		No Brickmould	\$ 73.60
Deadbolt & Strike Route	\$ 13.31		Door Only	\$ (-283.40)

ARTISAN (275)







6/8 Doors






									
	2236-2	2236-1	2236-1P	2248-1	2264-X	2215-2	2215-X	SSL	2SL
FGS	\$1,595.53	\$1,635.60	\$1,635.60	\$1,959.40	\$2,167.67	\$1,524.60	\$2,743.20	\$1,488.20	\$2,188.60
FGO	\$2,017.92			\$2,431.60	\$2,613.89		\$3,143.96	\$1,906.11	\$2,710.35
FGF					\$3,702.73	\$2,056.17			
FGM	\$2,280.71				\$2,889.36				
FGKA		\$3,030.64	\$3,114.54		\$3,574.54				
FTWO	\$1,742.20				\$2,314.33		\$2,889.87	\$1,634.87	\$2,340.24

H, C, S




6/8 SideLites

				
	836-1	848-1	764-X	715-1
FGS	\$1,138.00	\$1,280.47	\$1,380.93	FP
FGO	\$1,235.69	\$1,590.83	\$1,488.75	FP
FGF			\$2,283.33	
FGM	\$1,633.76		\$1,892.20	
FGKA			\$2,328.72	
FTWO	\$1,295.87		\$1,529.27	

8/0 Doors

					
	2248-1	2264-1	2280-X	2515-2	2515-X
FGS	\$2,391.47	\$2,639.80	\$3,238.20	\$2,000.07	\$4,371.13
FGO		\$2,316.67	\$3,819.93		
FGF			\$4,618.40	\$2,460.07	
FGM					
FGKA					
FTWO					

8/0 SideLites


			
	764-1	880-X	715-1
FGS	\$1,730.47	\$2,285.07	FP
FGO	\$1,957.08	\$2,534.80	
FGF		\$1,646.73	FP
FGM		\$2,758.93	
FGKA			
FTWO			



6/8 QUICK ADDERS

Jamb Adders	Single	Double	1S/L	2S/L
6-9/16 No Rot	\$ 89.45	\$ 95.42	\$ 89.45	\$ 95.42
Rip Charge	\$ 47.71	\$ 47.71	\$ 47.71	\$ 47.71
4-9/16 Comp.White	\$ 149.74	\$ 185.97	\$ 399.48	\$ 610.66
6-9/16 Comp.White	\$ 295.71	\$ 381.04	\$ 638.25	\$ 966.47
4-9/16 Comp.Tan	\$ 186.82	\$ 243.35	\$ 573.82	\$ 882.14
6-9/16 Comp.Tan	\$ 333.51	\$ 426.04	\$ 770.52	\$ 1,001.57
4-9/16 Comp.Primed	\$ 112.53	\$ 145.58	\$ 368.52	\$ 594.58
6-9/16 Comp.Primed	\$ 259.35	\$ 365.42	\$ 588.39	\$ 912.27
Z-AC Upgrade	\$ 29.87	\$ 37.33	\$ 31.67	\$ 41.20
ADA Sill	\$ 19.20	\$ 22.40	\$ 73.60	\$ 73.60
Outswing	\$ 73.60	\$ 121.60	\$ 217.60	\$ 435.20
Double Door	\$ 355.20	Dentil Shelf	FGS OR FGF ONLY	\$ 307.20
Center Hinge Patio	\$ 224.00		No Brickmould	\$ 73.60
Deadbolt & Strike Route	\$ 13.31		Door Only	\$ (-283.40)

ADELAIDE (200)












Patina





PRIVACY 8




6/8 Doors

									
	2236-2	2236-1	2236-1P	2248-1	2264-X	2215-2	2215-X	SSL	2SL
FGS	\$1,595.53	\$1,635.60	\$1,635.60	\$1,890.53	\$2,092.87	\$1,406.53	\$2,654.00	\$1,591.47	\$2,400.13
FGO	\$2,233.19			\$2,359.86	\$2,476.94		\$3,129.00	\$1,867.47	\$2,925.49
FGF					\$3,626.87	\$2,030.00			
FGM	\$2,280.71				\$2,810.21				
FGKA		\$3,030.00	\$3,135.18		\$3,495.39				
FTWO	\$1,742.20				\$2,239.60		\$2,800.67	\$1,738.13	\$2,546.80



6/8 SideLites

				
	836-1	848-1	764-X	715-1
FGS	\$1,116.80	\$1,245.93	\$1,484.20	FP
FGO	\$1,273.06	\$1,635.14	\$1,655.76	FP
FGF			\$2,386.60	
FGM	\$1,672.12		\$2,062.98	
FGKA			\$2,438.58	
FTWO	\$1,265.13		\$1,632.53	

8/0 Doors

				
	2248-1	2264-1	2515-2	2515-X
FGS	\$2,313.33	\$2,555.73	\$1,865.60	\$3,736.80
FGO		\$2,735.14		
FGF			\$2,167.92	
FGM				
FGKA				
FTWO				

8/0 SideLites

		
	764-1	715-1
FGS	\$1,775.40	FP
FGO	\$2,064.65	
FGF		FP
FGM		
FGKA		
FTWO		

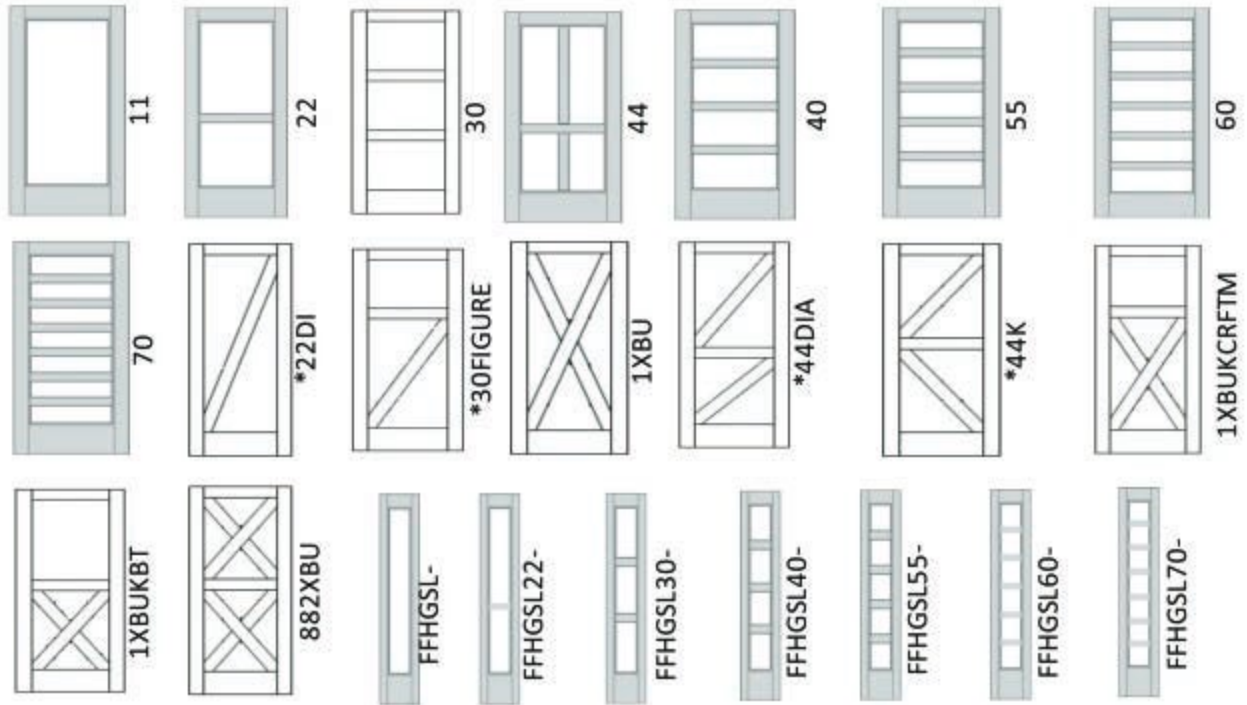
FIR FARMHOUSE



6/8 QUICK ADDERS

Jamb Adders	Single	Double	1S/L	2S/L
6-9/16 No Rot	\$ 89.45	\$ 95.42	\$ 89.45	\$ 95.42
Rip Charge	\$ 47.71	\$ 47.71	\$ 47.71	\$ 47.71
4-9/16 Comp.White	\$ 149.74	\$ 185.97	\$ 399.48	\$ 610.66
6-9/16 Comp.White	\$ 295.71	\$ 381.04	\$ 638.25	\$ 966.47
4-9/16 Comp.Tan	\$ 186.82	\$ 243.35	\$ 573.82	\$ 882.14
6-9/16 Comp.Tan	\$ 333.51	\$ 426.04	\$ 770.52	\$ 1,001.57
4-9/16 Comp.Primed	\$ 112.53	\$ 145.58	\$ 368.52	\$ 594.58
6-9/16 Comp.Primed	\$ 259.35	\$ 365.42	\$ 588.39	\$ 912.27
Z-AC Upgrade	\$ 29.87	\$ 37.33	\$ 31.67	\$ 41.20
ADA Sill	\$ 19.20	\$ 22.40	\$ 73.60	\$ 73.60
Outswing	\$ 73.60	\$ 121.60	\$ 217.60	\$ 435.20
Double Door	\$ 355.20	Dentil Shelf	FGS OR FGF ONLY	\$ 307.20
Center Hinge Patio	\$ 224.00		No Brickmould	\$ 73.60
Deadbolt & Strike Route	\$ 13.31		Door Only	\$ (-283.40)

FIR FARMHOUSE



Choose between 1 paneled door and 4 glass styles



DOOR PRICING

	FFH Panel	Textured Glass	Clear Glass	FFHG Textured w/SDL	Clear w/SDL
6/8	\$ 1,946.88	\$ 2,526.67	\$ 3,523.33	\$ 2,974.40	\$ 4,103.12
8/0	\$ 2,470.14	\$ 3,049.93	\$ 4,441.63	\$ 3,972.41	\$ 5,021.42

SIDELITE PRICING

	Textured Glass	Clear Glass	FFHG Textured w/SDL	Clear w/SDL
6/8	\$ 2,655.74	\$ 2,161.70	\$ 2,887.66	\$ 2,393.62
8/0	\$ 3,302.06	\$ 3,126.81	\$ 3,533.97	\$ 3,358.72

***MUST SPECIFY STRIKE SIDE OR HINGE SIDE**

FIRE DOORS



6/8 QUICK ADDERS

Jamb Adders	Single	Double	1S/L	2S/L
6-9/16 No Rot	\$ 89.45	\$ 95.42	\$ 89.45	\$ 95.42
Rip Charge	\$ 47.71	\$ 47.71	\$ 47.71	\$ 47.71
4-9/16 Comp.White	\$ 149.74	\$ 185.97	\$ 399.48	\$ 610.66
6-9/16 Comp.White	\$ 295.71	\$ 381.04	\$ 638.25	\$ 966.47
4-9/16 Comp.Tan	\$ 186.82	\$ 243.35	\$ 573.82	\$ 882.14
6-9/16 Comp.Tan	\$ 333.51	\$ 426.04	\$ 770.52	\$ 1,001.57
4-9/16 Comp.Primed	\$ 112.53	\$ 145.58	\$ 368.52	\$ 594.58
6-9/16 Comp.Primed	\$ 259.35	\$ 365.42	\$ 588.39	\$ 912.27
Z-AC Upgrade	\$ 29.87	\$ 37.33	\$ 31.67	\$ 41.20
ADA Sill	\$ 19.20	\$ 22.40	\$ 73.60	\$ 73.60
Outswing	\$ 73.60	\$ 121.60	\$ 217.60	\$ 435.20
Double Door	\$ 355.20	Dentil Shelf	FGS OR FGF ONLY	\$ 307.20
Center Hinge Patio	\$ 224.00		No Brickmould	\$ 73.60
Deadbolt & Strike Route	\$ 13.31		Door Only	\$ (-283.40)

FIRE DOORS

20 Min FGS Doors



Flush
6/8
\$898.40



2 Panel
SQR
6/8
\$1,078.73



2 Panel
Arch
6/8
\$958.47
8/0
\$1,549.24



2 Panel Arch
Plank
6/8
\$958.47
8/0
\$1,553.19



4 Panel
NE
6/8
\$918.40



6 Panel
6/8
\$918.40



*1 Panel
Flat
6/8
\$1,078.73



*2 Panel
Flat
6/8
\$1,078.73



3 Panel
Flat
6/8
\$1,035.00
8/0
\$1,516.88



5 Panel
Flat
6/8
\$1,006.73

***THIS STYLE OF DOOR WILL BE COMING SOON**

90 Min SSE Doors



Flush
6/8
\$1,137.70



2 Panel
SQR
6/8
\$1174.22



2 Panel
Arch
6/8
\$1189.04



2 Panel Arch
Plank
6/8
\$1189.04



3 Panel
Craftsman
6/8
\$1,205.63

REDIFLEX CLOSURE KITS

STANDARD SILL									
	6/8			7/0			8/0		
	4 1/2" - 5 1/2"	5 1/2" - 6 1/2"	6 1/2" - 7 1/2"	4 1/2" - 5 1/2"	5 1/2" - 6 1/2"	6 1/2" - 7 1/2"	4 1/2" - 5 1/2"	5 1/2" - 6 1/2"	6 1/2" - 7 1/2"
2/6	\$102.40	\$121.60	\$160.00						
2/8	\$102.40	\$121.60	\$160.00	\$112.00	\$128.00	\$169.60	\$118.40	\$137.60	\$182.40
2/10	\$102.40	\$121.60	\$160.00						
3/0	\$102.40	\$121.60	\$160.00	\$112.00	\$128.00	\$169.60	\$118.40	\$137.60	\$182.40

ADA SILL									
	6/8			7/0			8/0		
	4 1/2" - 5 1/2"	5 1/2" - 6 1/2"	6 1/2" - 7 1/2"	4 1/2" - 5 1/2"	5 1/2" - 6 1/2"	6 1/2" - 7 1/2"	4 1/2" - 5 1/2"	5 1/2" - 6 1/2"	6 1/2" - 7 1/2"
2/6	\$102.40	\$121.60	\$160.00						
2/8	\$102.40	\$121.60	\$160.00	\$112.00	\$128.00	\$169.60	\$118.40	\$137.60	\$182.40
2/10	\$102.40	\$121.60	\$160.00						
3/0	\$102.40	\$121.60	\$160.00	\$112.00	\$128.00	\$169.60	\$118.40	\$137.60	\$182.40

REDIFLEX CASING SETS

Casing	6/8	7/0	8/0
Flat	\$44.80	\$44.80	\$48.00
S56(colonial)	\$64.00	\$64.00	\$70.40

Pricing is per side

Pricing is for both sides	
Casing Retainer Bag set	\$44.80

DUNBARTON KERF RESIDENTIAL SPLIT

- 4" Prem Door Spec Hinge Location
 - Kerf for Weather Strip
 - For use with Wood Casing
 - Optional Metal Snap On Casing
 - 2 PC Adjustable Strike
 - Three Different Adjustable Strike Finishes
 - Prefinished Bright White
 - Availability: 6/8, 7/0 & 8/0
- 4-1/2 - 5-1/2"
5-1/2 - 6-1/2"
6-1/2 - 7-1/2"

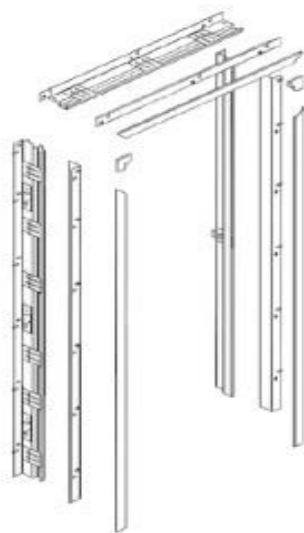
Dunbarton Rediflex Frames

	Nominal Door Size		Rough Opening Size	
	Width	Height	Width	Height
Single Door Unit	2'0"	6'8"	25-1/4"	81-5/8"
	2'6"	6'8"	31-1/4"	81-5/8"
	2'8"	6'8"	33-1/4"	81-5/8"
	2'10"	6'8"	35-1/4"	81-5/8"
	3'0"	6'8"	37-1/4"	81-5/8"

For ADA Sill Deduct 7/8"

7/0 RO HT. 85 5/8"

8/0 RO HT. 97 5/8"



KNOTTY ALDER



6/8 QUICK ADDERS

Jamb Adders	Single	Double	1S/L	2S/L
6-9/16 No Rot	\$ 89.45	\$ 95.42	\$ 89.45	\$ 95.42
Rip Charge	\$ 47.71	\$ 47.71	\$ 47.71	\$ 47.71
4-9/16 Comp.White	\$ 149.74	\$ 185.97	\$ 399.48	\$ 610.66
6-9/16 Comp.White	\$ 295.71	\$ 381.04	\$ 638.25	\$ 966.47
4-9/16 Comp.Tan	\$ 186.82	\$ 243.35	\$ 573.82	\$ 882.14
6-9/16 Comp.Tan	\$ 333.51	\$ 426.04	\$ 770.52	\$ 1,001.57
4-9/16 Comp.Primed	\$ 112.53	\$ 145.58	\$ 368.52	\$ 594.58
6-9/16 Comp.Primed	\$ 259.35	\$ 365.42	\$ 588.39	\$ 912.27
Z-AC Upgrade	\$ 29.87	\$ 37.33	\$ 31.67	\$ 41.20
ADA Sill	\$ 10.47	\$ 20.94	\$ 316.73	\$ 502.47
Outswing	\$ 73.60	\$ 121.60	\$ 217.60	\$ 435.20
Double Door	\$ 355.20	Dentil Shelf	FGS OR FGF ONLY	\$ 307.20
Center Hinge Patio	\$ 224.00		No Brickmould	\$ 73.60
Deadbolt & Strike Route	\$ 13.31		Door Only	\$ (-283.40)



2 Panel
Arch

6/8

\$1,789.50



2 Panel
Arch
V-Groove

6/8

\$1,873.40

MODERN PANELS



6/8 QUICK ADDERS

Jamb Adders	Single	Double	1S/L	2S/L
6-9/16 No Rot	\$ 89.45	\$ 95.42	\$ 89.45	\$ 95.42
Rip Charge	\$ 47.71	\$ 47.71	\$ 47.71	\$ 47.71
4-9/16 Comp.White	\$ 149.74	\$ 185.97	\$ 399.48	\$ 610.66
6-9/16 Comp.White	\$ 295.71	\$ 381.04	\$ 638.25	\$ 966.47
4-9/16 Comp.Tan	\$ 186.82	\$ 243.35	\$ 573.82	\$ 882.14
6-9/16 Comp.Tan	\$ 333.51	\$ 426.04	\$ 770.52	\$ 1,001.57
4-9/16 Comp.Primed	\$ 112.53	\$ 145.58	\$ 368.52	\$ 594.58
6-9/16 Comp.Primed	\$ 259.35	\$ 365.42	\$ 588.39	\$ 912.27
Z-AC Upgrade	\$ 29.87	\$ 37.33	\$ 31.67	\$ 41.20
ADA Sill	\$ 10.47	\$ 20.94	\$ 316.73	\$ 502.47
Outswing	\$ 73.60	\$ 121.60	\$ 217.60	\$ 435.20
Double Door	\$ 355.20	Dentil Shelf	FGS OR FGF ONLY	\$ 307.20
Center Hinge Patio	\$ 224.00		No Brickmould	\$ 73.60
Deadbolt & Strike Route	\$1 3.31		Door Only	\$ (-283.40)



South
Beach
6/8
\$2,368.53
8/0
\$3,116.80



Napoli
6/8
\$2,368.53
8/0
\$3,116.80



Infinity
6/8
\$2,093.80
8/0
\$2,992.13



Milan
Teak
6/8
\$2,293.80

MAHOGANY WOODGRAIN



6/8 QUICK ADDERS

Jamb Adders	Single	Double	1S/L	2S/L
6-9/16 No Rot	\$ 89.45	\$ 95.42	\$ 89.45	\$ 95.42
Rip Charge	\$ 47.71	\$ 47.71	\$ 47.71	\$ 47.71
4-9/16 Comp.White	\$ 149.74	\$ 185.97	\$ 399.48	\$ 610.66
6-9/16 Comp.White	\$ 295.71	\$ 381.04	\$ 638.25	\$ 966.47
4-9/16 Comp.Tan	\$ 186.82	\$ 243.35	\$ 573.82	\$ 882.14
6-9/16 Comp.Tan	\$ 333.51	\$ 426.04	\$ 770.52	\$ 1,001.57
4-9/16 Comp.Primed	\$ 112.53	\$ 145.58	\$ 368.52	\$ 594.58
6-9/16 Comp.Primed	\$ 259.35	\$ 365.42	\$ 588.39	\$ 912.27
Z-AC Upgrade	\$ 29.87	\$ 37.33	\$ 31.67	\$ 41.20
ADA Sill	\$ 10.47	\$ 20.94	\$ 316.73	\$ 502.47
Outswing	\$ 73.60	\$ 121.60	\$ 217.60	\$ 435.20
Double Door	\$ 355.20	Dentil Shelf	FGS OR FGF ONLY	\$ 307.20
Center Hinge Patio	\$ 224.00		No Brickmould	\$ 73.60
Deadbolt & Strike Route	\$ 13.31		Door Only	\$ (-283.40)



True Plank
6/8
\$2,519.22
8/0
\$6,200.78



1 Panel Plank
6/8
\$2,082.77
8/0
\$3,181.70



2 Panel Arch Plank
6/8
\$1,873.55
8/0
\$3,110.78



2 Panel Square
6/8
\$1,873.55



2 Panel Arch
6/8
\$1,873.55
8/0
\$2,757.59



6 Panel
6/8
\$1,345.18
8/0
\$1,566.74

FIR WOODGRAIN



Flat Panel Fir

6/8 QUICK ADDERS

Jamb Adders	Single	Double	1S/L	2S/L
6-9/16 No Rot	\$ 89.45	\$ 95.42	\$ 89.45	\$ 95.42
Rip Charge	\$ 47.71	\$ 47.71	\$ 47.71	\$ 47.71
4-9/16 Comp.White	\$ 149.74	\$ 185.97	\$ 399.48	\$ 610.66
6-9/16 Comp.White	\$ 295.71	\$ 381.04	\$ 638.25	\$ 966.47
4-9/16 Comp.Tan	\$ 186.82	\$ 243.35	\$ 573.82	\$ 882.14
6-9/16 Comp.Tan	\$ 333.51	\$ 426.04	\$ 770.52	\$ 1,001.57
4-9/16 Comp.Primed	\$ 112.53	\$ 145.58	\$ 368.52	\$ 594.58
6-9/16 Comp.Primed	\$ 259.35	\$ 365.42	\$ 588.39	\$ 912.27
Z-AC Upgrade	\$ 29.87	\$ 37.33	\$ 31.67	\$ 41.20
ADA Sill	\$ 10.47	\$ 20.94	\$ 316.73	\$ 502.47
Outswing	\$ 73.60	\$ 121.60	\$ 217.60	\$ 435.20
Double Door	\$ 355.20	Dentil Shelf	FGS OR FGF ONLY	\$ 307.20
Center Hinge Patio	\$ 224.00		No Brickmould	\$ 73.60
Deadbolt & Strike Route	\$1 3.31		Door Only	\$ (-283.40)




1 Panel
6/8
\$1,948.01
7/0
8/0
N/A



2 Panel
6/8
\$1,238.79



3 Panel
Craftsman
6/8
\$1,295.53 3/0
\$1,740.93 3/6
8/0
\$1,604.13



5 Panel
6/8
\$1,295.53

OAK WOODGRAIN



6/8 QUICK ADDERS

Jamb Adders	Single	Double	1S/L	2S/L
6-9/16 No Rot	\$ 89.45	\$ 95.42	\$ 89.45	\$ 95.42
Rip Charge	\$ 47.71	\$ 47.71	\$ 47.71	\$ 47.71
4-9/16 Comp.White	\$ 149.74	\$ 185.97	\$ 399.48	\$ 610.66
6-9/16 Comp.White	\$ 295.71	\$ 381.04	\$ 638.25	\$ 966.47
4-9/16 Comp.Tan	\$ 186.82	\$ 243.35	\$ 573.82	\$ 882.14
6-9/16 Comp.Tan	\$ 333.51	\$ 426.04	\$ 770.52	\$ 1,001.57
4-9/16 Comp.Primed	\$ 112.53	\$ 145.58	\$ 368.52	\$ 594.58
6-9/16 Comp.Primed	\$ 259.35	\$ 365.42	\$ 588.39	\$ 912.27
Z-AC Upgrade	\$ 29.87	\$ 37.33	\$ 31.67	\$ 41.20
ADA Sill	\$ 10.47	\$ 20.94	\$ 316.73	\$ 502.47
Outswing	\$ 73.60	\$ 121.60	\$ 217.60	\$ 435.20
Double Door	\$ 355.20	Dentil Shelf	FGS OR FGF ONLY	\$ 307.20
Center Hinge Patio	\$ 224.00		No Brickmould	\$ 73.60
Deadbolt & Strike Route	\$ 13.31		Door Only	\$ (-283.40)

Flush

- 6/8: \$812.50
- 7/0: \$1,581.32
- 8/0: \$1,448.75

4 Panel

- 6/8: \$812.50
- 7/0: \$1,581.32
- 8/0: \$1,761.88

4 Panel 3/4

- 6/8: \$812.50

6 Panel

- 6/8: \$812.50
- 8/0: \$1,448.75

2 Panel 3/4

- 6/8: \$1,178.27
- 8/0: \$1,448.75

WHITE WOODGRAIN



6/8 QUICK ADDERS

Jamb Adders	Single	Double	1S/L	2S/L
6-9/16 No Rot	\$ 89.45	\$ 95.42	\$ 89.45	\$ 95.42
Rip Charge	\$ 47.71	\$ 47.71	\$ 47.71	\$ 47.71
4-9/16 Comp.White	\$ 149.74	\$ 185.97	\$ 399.48	\$ 610.66
6-9/16 Comp.White	\$ 295.71	\$ 381.04	\$ 638.25	\$ 966.47
4-9/16 Comp.Tan	\$ 186.82	\$ 243.35	\$ 573.82	\$ 882.14
6-9/16 Comp.Tan	\$ 333.51	\$ 426.04	\$ 770.52	\$ 1,001.57
4-9/16 Comp.Primed	\$ 112.53	\$ 145.58	\$ 368.52	\$ 594.58
6-9/16 Comp.Primed	\$ 259.35	\$ 365.42	\$ 588.39	\$ 912.27
Z-AC Upgrade	\$ 29.87	\$ 37.33	\$ 31.67	\$ 41.20
ADA Sill	\$ 10.47	\$ 20.94	\$ 316.73	\$ 502.47
Outswing	\$ 73.60	\$ 121.60	\$ 217.60	\$ 435.20
Double Door	\$ 355.20	Dentil Shelf	FGS OR FGF ONLY	\$ 307.20
Center Hinge Patio	\$ 224.00		No Brickmould	\$ 73.60
Deadbolt & Strike Route	\$1 3.31		Door Only	\$ (-283.40)



6 Panel
6/8
\$968.19



Flush
6/8
\$968.19

SMOOTH PANELS



6/8 QUICK ADDERS

Jamb Adders	Single	Double	1S/L	2S/L
6-9/16 No Rot	\$ 89.45	\$ 95.42	\$ 89.45	\$ 95.42
Rip Charge	\$ 47.71	\$ 47.71	\$ 47.71	\$ 47.71
4-9/16 Comp.White	\$ 149.74	\$ 185.97	\$ 399.48	\$ 610.66
6-9/16 Comp.White	\$ 295.71	\$ 381.04	\$ 638.25	\$ 966.47
4-9/16 Comp.Tan	\$ 186.82	\$ 243.35	\$ 573.82	\$ 882.14
6-9/16 Comp.Tan	\$ 333.51	\$ 426.04	\$ 770.52	\$ 1,001.57
4-9/16 Comp.Primed	\$ 112.53	\$ 145.58	\$ 368.52	\$ 594.58
6-9/16 Comp.Primed	\$ 259.35	\$ 365.42	\$ 588.39	\$ 912.27
Z-AC Upgrade	\$ 29.87	\$ 37.33	\$ 31.67	\$ 41.20
ADA Sill	\$ 19.20	\$ 22.40	\$ 73.60	\$ 73.60
Outswing	\$ 73.60	\$ 121.60	\$ 217.60	\$ 435.20
Double Door	\$ 355.20	Dentil Shelf	FGS OR FGF ONLY	\$ 307.20
Center Hinge Patio	\$ 224.00		No Brickmould	\$ 73.60
Deadbolt & Strike Route	\$ 13.31		Door Only	\$ (-283.40)

SMOOTH PANELS



Flush
 6/8
 \$782.80 3/0
 \$1,234.27 3/6
 7/0
 \$1,049.27
 8/0
 \$1,241.87 3/0
 \$1,637.60 3/6



**2 Panel
SQR**
 6/8
 \$822.87
 8/0
 \$1,245.67



**2 Panel
Round**
 6/8
 \$822.87
 8/0
 \$1,245.67



**2 Panel
Plank**
 6/8
 \$822.87
 8/0
 \$1,245.67



**2 Panel
3/4 Lite**
 6/8
 \$822.87
 8/0
 \$1,245.80



**3 Panel
Round**
 7/0
 \$1,534.73



**4 Panel
3/4 Lite**
 6/8
 \$782.80



Flush
 6/8
 \$952.60
 7/0
 \$1,049.24
 8/0
 \$1,245.67



**3 Panel
Equal**
 6/8
 \$1,324.47

Flat Panel Doors



**1 Panel
Flat**
 6/8
 \$1,050.00



**2 Panel
Flat**
 6/8
 \$1,050.00



**3 Panel
Flat**
 6/8
 \$1,200.00
 8/0
 3/0 \$1,315.00
 3/6 \$1,386.07



**5 Panel
Flat**
 6/8
 \$950.00

MODERN DOORS



6/8 QUICK ADDERS

Jamb Adders	Single	Double	1S/L	2S/L
6-9/16 No Rot	\$ 89.45	\$ 95.42	\$ 89.45	\$ 95.42
Rip Charge	\$ 47.71	\$ 47.71	\$ 47.71	\$ 47.71
4-9/16 Comp.White	\$ 149.74	\$ 185.97	\$ 399.48	\$ 610.66
6-9/16 Comp.White	\$ 295.71	\$ 381.04	\$ 638.25	\$ 966.47
4-9/16 Comp.Tan	\$ 186.82	\$ 243.35	\$ 573.82	\$ 882.14
6-9/16 Comp.Tan	\$ 333.51	\$ 426.04	\$ 770.52	\$ 1,001.57
4-9/16 Comp.Primed	\$ 112.53	\$ 145.58	\$ 368.52	\$ 594.58
6-9/16 Comp.Primed	\$ 259.35	\$ 365.42	\$ 588.39	\$ 912.27
Z-AC Upgrade	\$ 29.87	\$ 37.33	\$ 31.67	\$ 41.20
ADA Sill	\$ 10.47	\$ 20.94	\$ 316.73	\$ 502.47
Outswing	\$ 73.60	\$ 121.60	\$ 217.60	\$ 435.20
Double Door	\$ 355.20	Dentil Shelf	FGS OR FGF ONLY	\$ 307.20
Center Hinge Patio	\$ 224.00		No Brickmould	\$ 73.60
Deadbolt & Strike Route	\$ 13.31		Door Only	\$ (-283.40)

Spotlights Frame and Glass



Clear



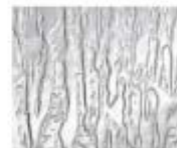
Frosted



Circuit


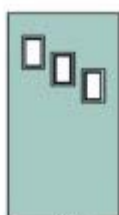


Cubed






Rain

MODERN DOORS



	SCT		DIA3		SSL		E55		REC1		SQR3	
	6/8	8/0	6/8	8/0	6/8	8/0	6/8	8/0	6/8	8/0	6/8	8/0
CLEAR	\$1,625.60	\$2,084.67	\$1,636.40	\$2,095.47	\$1,204.60	\$1,647.60	\$2,182.47	\$2,641.53	\$1,118.80	\$1,572.87	\$1,636.40	\$2,249.87
FROSTED	\$1,650.00	\$2,109.07	\$1,745.40	\$2,204.47	\$1,264.73		\$2,363.47	\$2,822.53	\$1,127.27	\$1,586.33	\$1,636.40	\$2,204.47
CHORD					\$1,869.47							
CHINCHILLA					\$1,869.47							
ROOFTOP					\$2,224.46							
CIRCUIT	\$1,719.40	\$2,178.47	\$2,451.80	\$2,910.87	\$1,459.13		\$3,739.33	\$4,190.20	\$1,186.80	\$1,645.86	\$2,451.80	\$2,910.86
RAIN	\$2,284.80	\$2,743.80	\$1,973.00	\$2,452.00	\$1,261.73		\$2,582.47	\$3,041.53	\$1,131.67	\$1,590.70	\$1,973.00	\$2,432.00
CUBED	\$2,411.60	\$2,870.60	\$1,979.20	\$2,438.26	\$1,302.80	\$1,886.80	\$2,678.80	\$3,138.01	\$1,169.33	\$1,624.40	\$1,963.20	\$2,438.26



	MOD		SQR1		E30		BAR		2SL		2REC	
	6/8	8/0	6/8	8/0	6/8	8/0	6/8	8/0	6/8	8/0	6/8	8/0
CLEAR	\$1,622.60	\$2,095.17	\$1,067.33	\$1,526.40	\$1,790.80	\$2,249.87	\$1,625.60	\$2,084.67	\$1,625.20	\$2,324.27	\$1,454.80	\$1,913.87
FROSTED	\$1,731.20	\$2,190.27	\$1,103.67	\$1,562.73	\$1,816.20	\$2,785.26	\$1,650.00	\$2,109.07	\$1,746.67		\$1,471.73	\$1,930.80
CHORD					\$2,835.07	\$3,012.46			\$2,392.80			
CHINCHILLA					\$1,923.20	\$2,382.06			\$2,392.80			
ROOFTOP					\$2,590.00	\$3,049.06			\$3,102.80			
CIRCUIT	\$2,551.80	\$3,010.86	\$1,339.13	\$1,798.20	\$1,994.80	\$2,453.86	\$1,719.40	\$2,178.46	\$2,135.47		\$1,590.80	\$2,049.86
RAIN	\$1,862.60	\$2,321.66	\$1,179.53	\$1,838.60	\$1,829.40	\$2,288.46	\$2,284.80	\$2,743.86	\$1,740.67	\$2,531.73	\$1,480.53	\$1,939.60
CUBED	\$1,920.40	\$2,379.55	\$1,181.60	\$1,640.66	\$1,930.40	\$2,389.46	\$2,411.60	\$2,870.66	\$1,822.80		\$1,547.80	\$2,006.93



	HYC		R86-3		R86-4		R86-5		R88-1		R88-3	
	6/8	8/0	6/8	8/0	6/8	8/0	6/8	8/0	6/8	8/0	6/8	8/0
CLEAR	\$1,622.60	\$2,081.07	\$1,553.40	\$2,012.47	\$1,810.27	\$2,269.33	\$2,067.13	\$2,526.20	\$1,069.13	\$1,528.20	\$1,641.80	\$2,100.87
FROSTED	\$1,731.20	\$2,190.27	\$1,243.20	\$1,702.26	\$1,396.67	\$1,855.73	\$1,550.13	\$2,009.20	\$944.60	\$1,403.66	\$1,268.20	\$1,727.26
CHORD			\$1,545.40	\$2,004.46	\$1,799.60	\$2,258.66	\$2,053.80	\$2,512.86	\$1,084.20	\$1,543.26	\$1,687.40	\$2,146.06
CHINCHILLA			\$1,547.60	\$2,006.66	\$1,802.53	\$2,261.60	\$2,057.47	\$2,516.53	\$1,072.73	\$1,531.80	\$1,652.60	\$2,111.66
ROOFTOP			\$1,571.60	\$2,030.67	\$1,834.53	\$2,293.60	\$2,097.47	\$2,556.53	\$1,085.40	\$1,544.46	\$1,690.60	\$2,149.66
CIRCUIT	\$2,551.80	\$3,010.86										
RAIN	\$1,862.60	\$2,321.66										
CUBED	\$1,920.40	\$2,379.55										

Solution Frame and Glass



Chinchilla



Chord



Rooftop

CRAFTSMAN DOORS



6/8 QUICK ADDERS


Jamb Adders	Single	Double	1S/L	2S/L
6-9/16 No Rot	\$ 89.45	\$ 95.42	\$ 89.45	\$ 95.42
Rip Charge	\$ 47.71	\$ 47.71	\$ 47.71	\$ 47.71
4-9/16 Comp.White	\$ 149.74	\$ 185.97	\$ 399.48	\$ 610.66
6-9/16 Comp.White	\$ 295.71	\$ 381.04	\$ 638.25	\$ 966.47
4-9/16 Comp.Tan	\$ 186.82	\$ 243.35	\$ 573.82	\$ 882.14
6-9/16 Comp.Tan	\$ 333.51	\$ 426.04	\$ 770.52	\$ 1,001.57
4-9/16 Comp.Primed	\$ 112.53	\$ 145.58	\$ 368.52	\$ 594.58
6-9/16 Comp.Primed	\$ 259.35	\$ 365.42	\$ 588.39	\$ 912.27
Z-AC Upgrade	\$ 29.87	\$ 37.33	\$ 31.67	\$ 41.20
ADA Sill	\$ 10.47	\$ 20.94	\$ 316.73	\$ 502.47
Outswing	\$ 73.60	\$ 121.60	\$ 217.60	\$ 435.20
Double Door	\$ 355.20	Dentil Shelf	FGS OR FGF ONLY	\$ 307.20
Center Hinge Patio	\$ 224.00		No Brickmould	\$ 73.60
Deadbolt & Strike Route	\$ 13.31		Door Only	\$ (-283.40)

CRAFTSMAN DOORS

GBG Glass



Solution
Frame



	2215-021-2 6/8	2515-021-2 8/0	2215-031-2 6/8	2515-031-2 8/0	2215-041-2 6/8	2515-041-2 8/0	2215-061-2 6/8	2515-061-2 8/0
FGS	\$1,139.73		\$1,200.67	\$1,748.40	\$1,263.13		\$1,200.67	\$1,748.40
FGF	\$1,652.20		\$1,717.02	\$2,349.36	\$1,783.48		\$1,717.02	\$2,349.36


Clear & Textured



	6/8	8/0	FGS-2215-***-2 6/8	FGS-2515-***-2 8/0	FGF-2215-***-2 6/8	FGF-2515-***-2 8/0	2215-03E-2 6/8	2515-03E-2 8/0	2215-06E-2 6/8	2515-06E-2 8/0
FGS			\$1,130.93	\$1,591.93	\$1,642.84	\$2,182.91	\$1,158.73	\$1,510.60	\$1,158.73	\$1,534.13
FGF			\$1,657.60	\$1,997.27	\$2,203.12	\$2,614.11	\$1,601.49	\$2,096.38	\$1,637.59	\$2,121.42
Frosted			\$1,301.93	\$1,649.87	\$1,824.75	\$2,244.54				
Clear			\$1,130.93	\$1,591.93	\$1,642.84	\$2,182.91				
Geo-Tex			\$1,657.60	\$1,997.27	\$2,203.12	\$2,614.11				
Micro-Granite			\$1,210.60	\$1,784.60	\$1,727.59	\$2,387.87				
Rain			\$1,444.83	\$1,909.20	\$1,976.88	\$2,525.43				
Chord			\$1,461.33	\$1,784.86	\$1,994.32	\$2,388.16				
Chinchilla			\$1,251.20	\$1,639.27	\$1,770.78	\$2,233.26				
Rooftop			\$1,473.53	\$2,047.93	\$2,007.30	\$2,668.01				

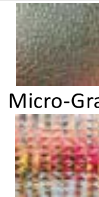


WR Frame



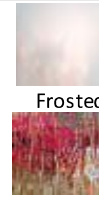
Chord

Clear



Micro-Granite

Geo-Tex



Frosted

Rain





Chinchilla



Rooftop

SDL'S



	2215-S02-2 6/8	2515-S02-2 8/0	2215-S03-2 6/8	2515-S03-2 8/0	2215-S04-2 6/8	2515-S04-2 8/0	2215-S06-2 6/8	2515-S06-2 8/0
FGS								
Frosted	\$1,426.60	\$1,774.47	\$1,424.06	\$1,763.73	\$1,426.60	\$1,774.47	\$1,467.33	\$1,807.00
Clear	\$1,255.60	\$1,716.53	\$1,359.53	\$1,700.53	\$1,255.60	\$1,716.53	\$1,352.20	\$1,696.89
Micro-Granite	\$1,335.27	\$1,932.13	\$1,479.13	\$1,818.80	\$1,335.27	\$1,932.13	\$1,498.40	\$1,838.70
Rain	\$1,592.47	\$1,909.20	\$1,452.93	\$1,792.60	\$1,592.47	\$1,909.20	\$1,498.40	\$1,838.07
Chord	\$1,586.00		\$1,479.47	\$1,819.13	\$1,586.00		\$1,585.93	
Chinchilla	\$1,336.07	\$2,067.53	\$1,336.07	\$2,067.53	\$1,336.07	\$2,067.53	\$1,336.07	\$2,067.53
FGF								
Frosted	\$1,957.38	\$2,377.09	\$1,954.68	\$2,365.67	\$1,957.38	\$2,377.09	\$2,000.71	\$2,411.70
Clear	\$1,775.46	\$2,315.46	\$1,887.45	\$2,298.44	\$1,775.46	\$2,315.46	\$1,883.55	\$2,294.54
Micro-Granite	\$1,860.21	\$2,677.38	\$2,013.26	\$2,353.33	\$1,860.21	\$2,677.38	\$2,068.86	\$2,444.75
Rain	\$2,321.21	\$2,520.43	\$1,985.39	\$2,396.38	\$2,321.21	\$2,520.43	\$2,068.87	\$2,444.75
Chord	\$2,126.95		\$2,013.62	\$2,424.61	\$2,126.95		\$2,063.12	
Chinchilla	\$1,903.40	\$2,821.42	\$1,993.62	\$2,821.42	\$1,903.40	\$2,821.42	\$1,993.62	\$2,821.42

BEAST SDL'S



6/8 QUICK ADDERS

Jamb Adders	Single	Double	1S/L	2S/L
6-9/16 No Rot	\$ 89.45	\$ 95.42	\$ 89.45	\$ 95.42
Rip Charge	\$ 47.71	\$ 47.71	\$ 47.71	\$ 47.71
4-9/16 Comp.White	\$ 149.74	\$ 185.97	\$ 399.48	\$ 610.66
6-9/16 Comp.White	\$ 295.71	\$ 381.04	\$ 638.25	\$ 966.47
4-9/16 Comp.Tan	\$ 186.82	\$ 243.35	\$ 573.82	\$ 882.14
6-9/16 Comp.Tan	\$ 333.51	\$ 426.04	\$ 770.52	\$ 1,001.57
4-9/16 Comp.Primed	\$ 112.53	\$ 145.58	\$ 368.52	\$ 594.58
6-9/16 Comp.Primed	\$ 259.35	\$ 365.42	\$ 588.39	\$ 912.27
Z-AC Upgrade	\$ 29.87	\$ 37.33	\$ 31.67	\$ 41.20
ADA Sill	\$ 10.47	\$ 20.94	\$ 316.73	\$ 502.47
Outswing	\$ 73.60	\$ 121.60	\$ 217.60	\$ 435.20
Double Door	\$ 355.20	Dentil Shelf	FGS OR FGF ONLY	\$ 307.20
Center Hinge Patio	\$ 224.00		No Brickmould	\$ 73.60
Deadbolt & Strike Route	\$ 13.31		Door Only	\$ (-283.40)



Clear



Baroque



Rain

Half Lites



	2236-S09-1			2236-S09-1P			2236-S09-2		
	Clear	Baroque	Rain	Clear	Baroque	Rain	Clear	Baroque	Rain
FGS	\$1,358.07	\$1,812.73	\$1,875.33	\$1,318.00	\$1,772.60	\$1,735.27	\$1,508.96	\$1,775.33	\$1,835.27
FGO		\$1,888.26					\$1,890.70	\$2,810.21	\$2,267.64
FGF									
FGM							\$1,985.46	\$2,471.99	\$2,535.74
FGKA									
FTWO							\$1,464.67	\$1,922.00	\$1,981.93

3/4 Lites



	2248-S04-1			2248-S06-1			2248-S12-1		
	Clear	Baroque	Rain	Clear	Baroque	Rain	Clear	Baroque	Rain
FGS	\$1,562.89	\$1,932.87	\$2,056.20	\$1,634.15	\$1,932.87	\$2,056.20	\$1,488.47	\$2,004.33	\$2,135.67
FGO	\$2,068.60	\$2,327.57	\$2,456.04	\$2,068.60	\$2,327.57	\$2,456.04	\$1,941.04	\$2,402.01	\$2,538.82
FGF									
FGM									
FGKA									
FTWO									

Full Lites



	2264-S06-X			2264-S08-X			2264-S15-X		
	Clear	Baroque	Rain	Clear	Baroque	Rain	Clear	Baroque	Rain
FGS	\$1,623.33	\$2,007.40	\$2,084.87	\$1,623.33	\$1,954.67	\$2,084.87	\$1,592.20	\$2,065.93	\$2,208.47
FGO	\$2,072.17	\$2,446.94	\$2,527.64	\$2,072.17	\$2,392.01	\$2,527.64	\$1,962.36	\$2,507.92	\$2,656.39
FGF									
FGM	\$2,151.77	\$2,718.87	\$2,801.28	\$2,151.77	\$2,662.74	\$2,801.28	\$2,223.97	\$2,781.13	\$2,932.77
FGKA									
FTWO	\$1,687.67	\$2,154.07	\$2,231.53	\$1,621.00	\$2,101.33	\$2,231.53	\$1,688.87	\$2,212.60	\$2,355.13

Sidelites



	836-S03-1			848-S02-1			848-S03-1			848-S04-1			764-S03-X			764-S04-X			764-S05-X			
	Clear	Baroque	Rain	Clear	Baroque	Rain	Clear	Baroque	Rain	Clear	Baroque	Rain	Clear	Baroque	Rain	Clear	Baroque	Rain	Clear	Baroque	Rain	
FGS	\$1,216.15	\$1,267.20	\$1,336.60	\$1,168.27	\$1,472.40	\$1,522.67	\$1,171.73	\$1,449.13	\$1,579.07	\$1,330.28	\$1,619.24	\$1,754.58	\$1,730.57	\$2,025.67	\$2,163.90							
FGO	\$1,215.76	\$1,429.72	\$1,502.01	\$1,492.07	\$1,871.04	\$1,923.40																
FGF																						
FGM	\$1,613.62	\$1,832.13	\$1,905.96																			
FGKA																						
FTWO	\$1,309.53	\$1,514.93	\$1,584.33							\$1,419.47	\$1,696.87	\$1,826.80										

CLEAR & EXTERNAL GRIDS



6/8 QUICK ADDERS

Jamb Adders	Single	Double	1S/L	2S/L
6-9/16 No Rot	\$ 89.45	\$ 95.42	\$ 89.45	\$ 95.42
Rip Charge	\$ 47.71	\$ 47.71	\$ 47.71	\$ 47.71
4-9/16 Comp.White	\$ 149.74	\$ 185.97	\$ 399.48	\$ 610.66
6-9/16 Comp.White	\$ 295.71	\$ 381.04	\$ 638.25	\$ 966.47
4-9/16 Comp.Tan	\$ 186.82	\$ 243.35	\$ 573.82	\$ 882.14
6-9/16 Comp.Tan	\$ 333.51	\$ 426.04	\$ 770.52	\$ 1,001.57
4-9/16 Comp.Primed	\$ 112.53	\$ 145.58	\$ 368.52	\$ 594.58
6-9/16 Comp.Primed	\$ 259.35	\$ 365.42	\$ 588.39	\$ 912.27
Z-AC Upgrade	\$ 29.87	\$ 37.33	\$ 31.67	\$ 41.20
ADA Sill	\$ 10.47	\$ 20.94	\$ 316.73	\$ 502.47
Outswing	\$ 73.60	\$ 121.60	\$ 217.60	\$ 435.20
Double Door	\$ 355.20	Dentil Shelf	FGS OR FGF ONLY	\$ 307.20
Center Hinge Patio	\$ 224.00		No Brickmould	\$ 73.60
Deadbolt & Strike Route	\$ 13.31		Door Only	\$ (-283.40)


CLEAR & EXTERNAL GRIDS

Clear Lites



	2236-010-1	2236-010-1P	2236-010-2	2248-010-1	2264-010-X	2110-010-4	86-010-4
FGS	\$968.07	\$968.07	\$928	\$1,197.20	\$1,039.47	\$1,089.20	\$902.80
FGO			\$1,537.85	\$1,637.64	\$1,438.68	\$1,490.49	
FGF							
FGM			\$1,570.57		\$1,689.15		
FGKA	\$2,319.86	\$2,403.76					
FTWO			\$1,074.67		\$1,186.13	\$1,235.87	\$1,049.47

Exterior Grids



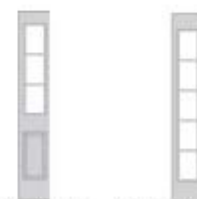
	2236-09E-1	2236-09E-1P	2236-09E-2	2264-15E-X	2110-05E-4
FGS	\$977.80	\$977.80	\$937.73	\$1,039.60	\$903.87
FGO					
FGF					
FGM					
FGKA					
FTWO				\$1,186.27	\$1,050.53

Clear Sidelites



	836-010-1	848-010-1	764-010-X
FGS	\$886	\$932	\$886
FGO			\$1,032
FGF			
FGM			
FGKA			
FTWO	\$1,034		\$1,034

Exterior Grid Sidelites



	836-03E-1	764-05E-X
FGS	\$813.67	\$875.93
FGO		
FGF		
FGM		
FGKA		
FTWO	\$962	\$1,024.27




6/8 QUICK ADDERS

Jamb Adders	Single	Double	1S/L	2S/L
6-9/16 No Rot	\$ 89.45	\$ 95.42	\$ 89.45	\$ 95.42
Rip Charge	\$ 47.71	\$ 47.71	\$ 47.71	\$ 47.71
4-9/16 Comp.White	\$ 149.74	\$ 185.97	\$ 399.48	\$ 610.66
6-9/16 Comp.White	\$ 295.71	\$ 381.04	\$ 638.25	\$ 966.47
4-9/16 Comp.Tan	\$ 186.82	\$ 243.35	\$ 573.82	\$ 882.14
6-9/16 Comp.Tan	\$ 333.51	\$ 426.04	\$ 770.52	\$ 1,001.57
4-9/16 Comp.Primed	\$ 112.53	\$ 145.58	\$ 368.52	\$ 594.58
6-9/16 Comp.Primed	\$ 259.35	\$ 365.42	\$ 588.39	\$ 912.27
Z-AC Upgrade	\$ 29.87	\$ 37.33	\$ 31.67	\$ 41.20
ADA Sill	\$ 10.47	\$ 20.94	\$ 316.73	\$ 502.47
Outswing	\$ 73.60	\$ 121.60	\$ 217.60	\$ 435.20
Double Door	\$ 355.20	Dentil Shelf	FGS OR FGF ONLY	\$ 307.20
Center Hinge Patio	\$ 224.00		No Brickmould	\$ 73.60
Deadbolt & Strike Route	\$ 13.31		Door Only	\$ (-283.40)



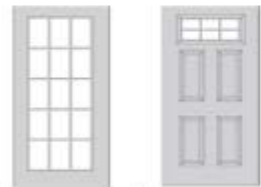
Traditonal White Flat GBG's



	2236-04I-1	2236-04I-1P	2236-04I-2	2236-06I-1	2236-06I-1P	2236-06I-2	2236-09I-1	2236-09I-1P	2236-09I-2
FGS	\$1,050.02	\$1,050.02	\$1,010.13	\$1,030.87	\$1,030.87	\$990.80	\$1,030.87	\$1,030.87	\$1,040.47
FGO			\$1,415.07			\$1,387.99			\$1,387.99
FGF									
FGM			\$1,657.94			\$1,637.38			\$1,637.38
FGKA	\$2,631.84	\$2,715.74		\$2,611.28	\$2,695.18		\$2,611.28	\$2,695.18	
FTWO			\$1,205.00			\$1,137.47			\$1,237.56



	2248-04I-1	2248-06I-1	2248-08I-1	2248-12I-1	2248-03I-1	2264-04I-X	2264-06I-X	2264-08I-X	2264-10I-X
FGS	\$1,224.47	\$1,224.47	\$1,184.43	\$1,184.43	\$1,264.53	\$1,142.13	\$1,142.13	\$1,142.13	\$1,142.13
FGO	\$1,394.31	\$1,405.07	\$1,510.69	\$1,356.39	\$1,386.67	\$1,545.63	\$1,545.63	\$1,590.76	\$1,502.57
FGF						\$3,072.70	\$3,072.70	\$3,118.79	\$3,099.65
FGM						\$1,798.37	\$1,798.37	\$1,844.47	\$1,752.27
FGKA									
FTWO						\$1,342.50	\$1,342.50	\$1,342.50	\$1,342.50



	2264-15I-X	2210-06I-4
FGS	\$1,196.13	
FGO	\$1,546.88	\$1,444.10
FGF	\$3,073.97	
FGM	\$1,799.65	\$1,694.68
FGKA		
FTWO	\$1,398.75	\$1,191.33

Sidelites



	836-02I-1	836-03I-1	848-02I-1	848-03I-1	848-04I-1	764-02I-X	764-03I-X	764-04I-X	764-05I-X
FGS	\$902.87	\$895.73	\$1,095.53	\$1,095.53	\$1,035.53	\$992.20	\$992.20	\$992.20	\$963.40
FGO	\$1,065.49	\$1,064.96	\$1,476.39	\$1,476.39	\$1,371.81	\$1,143.26	\$1,143.26	\$1,143.26	\$1,104.38
FGF						\$2,345.89	\$2,345.89	\$2,345.89	\$2,348.72
FGM	\$1,460.14	\$1,436.95				\$1,539.57	\$1,468.65	\$1,539.57	\$1,499.86
FGKA						\$2,245.53	\$2,245.53	\$2,245.53	\$2,205.82
FTWO	\$1,051.20	\$1,087.57			\$1,233.19	\$1,140.53	\$1,140.53	\$1,140.53	\$1,158.06

MINIBLINDS



6/8 QUICK ADDERS

Jamb Adders	Single	Double	1S/L	2S/L
6-9/16 No Rot	\$ 89.45	\$ 95.42	\$ 89.45	\$ 95.42
Rip Charge	\$ 47.71	\$ 47.71	\$ 47.71	\$ 47.71
4-9/16 Comp.White	\$ 149.74	\$ 185.97	\$ 399.48	\$ 610.66
6-9/16 Comp.White	\$ 295.71	\$ 381.04	\$ 638.25	\$ 966.47
4-9/16 Comp.Tan	\$ 186.82	\$ 243.35	\$ 573.82	\$ 882.14
6-9/16 Comp.Tan	\$ 333.51	\$ 426.04	\$ 770.52	\$ 1,001.57
4-9/16 Comp.Primed	\$ 112.53	\$ 145.58	\$ 368.52	\$ 594.58
6-9/16 Comp.Primed	\$ 259.35	\$ 365.42	\$ 588.39	\$ 912.27
Z-AC Upgrade	\$ 29.87	\$ 37.33	\$ 31.67	\$ 41.20
ADA Sill	\$ 10.47	\$ 20.94	\$ 316.73	\$ 502.47
Outswing	\$ 73.60	\$ 121.60	\$ 217.60	\$ 435.20
Double Door	\$ 355.20	Dentil Shelf	FGS OR FGF ONLY	\$ 307.20
Center Hinge Patio	\$ 224.00		No Brickmould	\$ 73.60
Deadbolt & Strike Route	\$ 13.31		Door Only	\$ (-283.40)

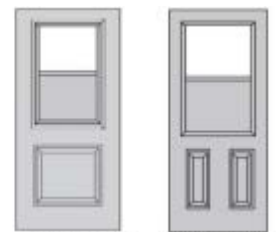


	2236-1P	2236-2P	2264-X
FGS	\$1,352.67	\$1,352.67	\$1,436.13
FGO		\$1,744.10	\$1,831.04
FGF			
FGM		\$2,022.34	\$2,111.73
FGKA			
FTWO		\$1,499.23	\$1,582.80



6/8 QUICK ADDERS

Jamb Adders	Single	Double	1S/L	2S/L
6-9/16 No Rot	\$ 89.45	\$ 95.42	\$ 89.45	\$ 95.42
Rip Charge	\$ 47.71	\$ 47.71	\$ 47.71	\$ 47.71
4-9/16 Comp.White	\$ 149.74	\$ 185.97	\$ 399.48	\$ 610.66
6-9/16 Comp.White	\$ 295.71	\$ 381.04	\$ 638.25	\$ 966.47
4-9/16 Comp.Tan	\$ 186.82	\$ 243.35	\$ 573.82	\$ 882.14
6-9/16 Comp.Tan	\$ 333.51	\$ 426.04	\$ 770.52	\$ 1,001.57
4-9/16 Comp.Primed	\$ 112.53	\$ 145.58	\$ 368.52	\$ 594.58
6-9/16 Comp.Primed	\$ 259.35	\$ 365.42	\$ 588.39	\$ 912.27
Z-AC Upgrade	\$ 29.87	\$ 37.33	\$ 31.67	\$ 41.20
ADA Sill	\$ 10.47	\$ 20.94	\$ 316.73	\$ 502.47
Outswing	\$ 73.60	\$ 121.60	\$ 217.60	\$ 435.20
Double Door	\$ 355.20	Dentil Shelf	FGS OR FGF ONLY	\$ 307.20
Center Hinge Patio	\$ 224.00		No Brickmould	\$ 73.60
Deadbolt & Strike Route	\$ 13.31		Door Only	\$ (-283.40)



	2236-1P	2236-2P
FGS	\$1,179.47	\$1,219.53
FGO		
FGF		
FGM		
FGKA		
FTWO		\$1,326.13

Misc Options

6/8 AND

7/0


Hinges

	List per Door	US15A	US10R	US15	US26D	US26	US3	US1D	ABA
4X4 5/8" Radius Plain Bearing	NC		X	X	X		X	X	
4X4 5/8" Radius Ball Bearing	\$25.60	X	X	X	X	X	X	X	X
4X4 5/8" Radius Spring Hinges	\$96.00	X	X	X	X	X	X	X	X
4X4 5/8" Radius NRP Hinges	\$22.40	X	X	X	X	QS	X	QS	QS

8/0

Hinges

	List per Door	US15A	US10R	US15	US26D	US26	US3	US1D	ABA
4X4 5/8" Radius Plain Bearing	NC		X	X	X		X	X	
4X4 5/8" Radius Ball Bearing	\$35.20	X	X	X	X	X	X	X	X
4X4 5/8" Radius Spring Hinges	\$124.80	X	X	X	X	X	X	X	X
4X4 5/8" Radius NRP Hinges	\$32.00	X	X	X	X	QS	X	QS	QS



Door Preparations

	Standard Location	Non-Standard Location
Single 2-3/8 or 2-3/4	Included	Not Available
Dummy Prep	\$22.40	Not Available
Viewer Prep	\$32.00	\$137.60
Mail Slot Prep	\$134.40	\$217.60

Standard 60" from finished floor

U700 Viewer Installed




Finish	Item	List
US4	Installed Price 01411900	\$57.60
26D	Installed Price 01411910	\$57.60
10R	Installed Price 01411905	\$57.60


For Non Standard Location for all Finishes


\$128.00


Items in Red are Stock

QS = Quick Ship

Installed Price	Finish	ITEM	ITEM	ITEM	
	Kick Plate				
	US3	01410210	01410220	01410230	\$108.80
	US10B	01410501	01410502	01410503	\$211.20
	US28	01410300	01410400	01410500	\$108.80

Installed Price	Finish	ITEM	List Price
	30S Push Plate		
	US3	01410750	\$69.51
	US10B	01410801	\$79.21
	US28	01410800	\$69.51

Installed Price	Finish	ITEM	List Price
	33E Push and Pull Plate		
	US3	01410760	\$204.72
	US10B	01410901	\$217.54
	US28	01410900	\$75.42

Installed Price	Finish	ITEM	List Price
	Mail Slot Installed		
	US3	01411800	\$208.88
	US10B	01411801	\$221.74
	US28	01411802	\$233.60

Outswing Adders (NRP Hinges Included)	Patio Door Screen	\$278.40
Single Door \$73.60	Custom 6/8 Patio Screen	\$406.40
Double Door \$121.60	Custom 7/0 Patio Screen	\$428.80
Per Sidelite \$217.60	Custom 8/0 Patio Screen	\$521.60
	Door Only Deduct	\$214.40
Center Hinge Patio Formula (Beast & Clad Only)	Door Unit X 2 +	\$224.00
6/8 Double Door w/ Standard Astragal	Door Unit X 2 +	\$355.20
6/8 Double Door w/ Multipoint Astriagal	Door Unit X 2 +	\$577.13
7/0 & 8/0 Double Door w/ Standard Astragal	Door Unit X 2 +	\$355.20
7/0 & 8/0 Double Door w/ Multipoint Astriagal	Door Unit X 2 +	\$676.43
Triple Door Unit	Door Unit X 3 +	\$444.80

Pre-finishing

ONE COLOR BOTH SIDES	PAINT		STAIN	
	JAMB UNFINISHED	JAMB FINISHED	JAMB UNFINISHED	JAMB FINISHED
SINGLE PANEL DOOR	\$630.00	\$720.00	\$1,020.00	\$1,110.00
SINGLE DOOR W/ GBG OR CLEAR GLASS	\$1,020.00	\$1,110.00	\$1,410.00	\$1,500.00
SINGLE PANEL DOOR (8/0)	\$774.00	\$864.00	\$1,242.00	\$1,332.00
SINGLE DOOR W/ GBG OR CLEAR GLASS (8/0)	\$1,242.00	\$1,332.00	\$1,710.00	\$1,800.00
*SDL OR EXTERNAL GRILLE (PER LITE)	\$270.00		\$270.00	
PREHUNG (1) SIDELITE - GBG OR CLEAR GLASS	\$1,710.00	\$1,890.00	\$2,220.00	\$2,400.00
PREHUNG (2) SIDELITE - GBG OR CLEAR GLASS	\$2,250.00	\$2,430.00	\$2,850.00	\$3,030.00
PREHUNG (1) SIDELITE - GBG OR CLEAR GLASS (8/0)	\$2,088.00	\$2,268.00	\$2,700.00	\$2,880.00
PREHUNG (2) SIDELITE - GBG OR CLEAR GLASS (8/0)	\$2,736.00	\$2,916.00	\$3,474.00	\$3,636.00
*SDL OR EXTERNAL GRILLE (PER LITE)	\$270.00		\$270.00	
DOUBLE DOOR	\$1,260.00	\$1,440.00	\$2,040.00	\$2,220.00
DOUBLE DOOR W/ GBG OR CLEAR GLASS	\$2,040.00	\$2,220.00	\$2,820.00	\$3,000.00
DOUBLE PANEL DOOR (8/0)	\$1,548.00	\$1,728.00	\$2,484.00	\$2,664.00
DOUBLE DOOR W/ GBG OR CLEAR GLASS (8/0)	\$2,484.00	\$2,664.00	\$3,420.00	\$3,600.00
*SDL OR EXTERNAL GRILLE (PER LITE)	\$270.00		\$270.00	
CENTER HINGE PATIO - GBG OR CLEAR GLASS	\$2,070.00	\$2,250.00	\$2,850.00	\$3,030.00
CENTER HINGE PATIO - GBG OR CLEAR GLASS (8/0)	\$2,484.00	\$2,700.00	\$3,420.00	\$3,636.00
*SDL OR EXTERNAL GRILLE (PER LITE)	\$270.00		\$270.00	

TWO COLORS	PAINT (PAINTED/PAINTED)		STAIN (STAINED/STAINED OR PAINTED/STAINED)	
	JAMB UNFINISHED	JAMB FINISHED	JAMB UNFINISHED	JAMB FINISHED
SINGLE PANEL DOOR	\$930.00	\$1,020.00	\$1,320.00	\$1,410.00
SINGLE DOOR W/ GBG OR CLEAR GLASS	\$1,350.00	\$1,440.00	\$1,530.00	\$1,860.00
SINGLE PANEL DOOR (8/0)	\$1,134.00	\$1,224.00	\$1,602.00	\$1,692.00
SINGLE DOOR W/ GBG OR CLEAR GLASS (8/0)	\$1,638.00	\$1,728.00	\$2,142.00	\$2,232.00
*SDL OR EXTERNAL GRILLE (PER LITE)	\$270.00		\$270.00	
PREHUNG (1) SIDELITE - GBG OR CLEAR GLASS	\$2,130.00	\$2,310.00	\$2,670.00	\$2,850.00
PREHUNG (2) SIDELITE - GBG OR CLEAR GLASS	\$2,790.00	\$2,970.00	\$3,450.00	\$3,630.00
PREHUNG (1) SIDELITE - GBG OR CLEAR GLASS (8/0)	\$2,592.00	\$2,772.00	\$3,240.00	\$3,420.00
PREHUNG (2) SIDELITE - GBG OR CLEAR GLASS (8/0)	\$3,384.00	\$3,564.00	\$4,176.00	\$4,356.00
*SDL OR EXTERNAL GRILLE (PER LITE)	\$270.00		\$270.00	
DOUBLE DOOR	\$1,860.00	\$2,040.00	\$2,640.00	\$2,820.00
DOUBLE DOOR W/ GBG OR CLEAR GLASS	\$2,700.00	\$2,880.00	\$3,540.00	\$3,720.00
DOUBLE PANEL DOOR (8/0)	\$2,268.00	\$2,448.00	\$3,204.00	\$3,384.00
DOUBLE DOOR W/ GBG OR CLEAR GLASS (8/0)	\$3,276.00	\$3,456.00	\$4,284.00	\$4,464.00
*SDL OR EXTERNAL GRILLE (PER LITE)	\$270.00		\$270.00	
CENTER HINGE PATIO - GBG OR CLEAR GLASS	\$2,730.00	\$2,910.00	\$2,850.00	\$3,690.00
CENTER HINGE PATIO - GBG OR CLEAR GLASS (8/0)	\$3,276.00	\$3,492.00	\$3,420.00	\$4,428.00
*SDL OR EXTERNAL GRILLE (PER LITE)	\$270.00		\$270.00	

PAINT FINISH

SLAB ONLY	CONFIGURATION	PRICE
ASTRAGAL	STAND-ALONE	\$200.00
BRICKMOULD ONLY	STAND-ALONE	\$200.00
DENTIL SHELF	STAND-ALONE OR ADD TO UNIT	\$200.00
JAMBS ONLY - ONE COLOR	STAND-ALONE	\$466.00
JAMBS ONLY - TWO COLOR	STAND-ALONE	\$533.33
QUART OF PAINT FINISH	STAND-ALONE	\$120.00
SIDELITE PAINTED ONE COLOR	STAND-ALONE	\$866.67
SIDELITE PAINTED TWO COLORS	STAND-ALONE	\$966.67
TRANSOM	STAND-ALONE OR ADD TO UNIT	\$566.67
LITE-FRAMES ONLY	STAND-ALONE	\$166.67
SDL KIT/ GRILLES	STAND-ALONE OR ADD TO UNIT	\$300.00
MISC. STOP PER LF	STAND-ALONE	\$16.67
CUSTOM COLOR MATCH FEE	STAND-ALONE	\$400.00
CUSTOM SAMPLE 12 X 12	STAND-ALONE	\$200.00
SBC COLOR SAMPLE	STAND-ALONE	\$200.00



STAIN FINISH

SLAB ONLY	CONFIGURATION	PRICE
ASTRAGAL	STAND-ALONE	\$200.00
BRICKMOULD ONLY	STAND-ALONE	\$200.00
DENTIL SHELF	STAND-ALONE OR ADD TO UNIT	\$200.00
JAMBS ONLY - ONE COLOR	STAND-ALONE	\$600.00
JAMBS ONLY - TWO COLOR	STAND-ALONE	\$666.67
QUART OF STAIN FINISH	STAND-ALONE	N/A
SIDELITE STAINED ONE COLOR	STAND-ALONE	\$1,000.00
SIDELITE STAINED TWO COLORS	STAND-ALONE	\$1,100.00
TRANSOM	STAND-ALONE OR ADD TO UNIT	\$766.67
LITE-FRAMES ONLY	STAND-ALONE	\$200.00
SDL KIT/ GRILLES	STAND-ALONE OR ADD TO UNIT	\$300.00
MISC. STOP PER LF	STAND-ALONE	\$16.67
CUSTOM COLOR MATCH FEE	STAND-ALONE	\$400.00
CUSTOM SAMPLE 12 X 12	STAND-ALONE	\$200.00
SBC COLOR SAMPLE	STAND-ALONE	\$200.00



SHUSTER'S
BUILDING COMPONENTS



SHUSTER'S BUILDING COMPONENTS
2920 CLAY PIKE
N. HUNTINGDON, PA 15642
www.shusters.com
OFFICE: 724-446-7000
TOLL-FREE: 1-800-735-9899
FAX: 1-800-676-0640
sales@shusters.com

Loose BM Sets & Cut Down Options

Loose BM Sets

	SINGLE	DOUBLE	1 OR 2 SIDELIGHT
Deduct No BM	\$73.60	\$80	\$80
Beast	\$73.60	\$80	\$80
PVC	\$76.80	\$89.60	\$89.60
Composite Primed	\$86.40	\$108.80	\$108.80
Composite White	\$96	\$115.20	\$115.20
Composite Tan	\$112	\$134.40	\$134.40
1X3-1/2 PVC	\$154	\$185.60	\$185.60
PVC BM in Lieu of Framesaver	\$19.20	\$25.60	\$25.60
J-Channel PVC	\$121.60	\$121.60	\$121.60

Cut Down Options

Embossed Doors	Steel	Fiberglass	Note
	List	List	
0" to 3-7/8"	\$304	\$233	Single Cut
4" to 7-1/2"	\$534	\$464	Double Cut
Over 7-1/2"	N/A		Will Cut Into Panels
Flush Doors			
0-5"	\$304	\$234	Single Cut
5-1/8 to 11-3/8"	\$534	\$464	Double Cut
11-1/2 to 23"	\$534	\$464	Single Cut, Hinge Relocate
23-1/8" to 34"	\$304	\$234	Single Cut
34-1/8" to 39"	\$534	\$464	Double Cut
39-1/9" to 46"	N/A		Will Cut Into Lock Block
46-1/8" to 59"	\$640	\$570	Double Cut and Hinge Relocate
59-1/8" to 71"	\$534	\$464	Double Cut

Aluminum Cladding & Specialty Casings

** Cladding Adder includes: Aluminum cladding for exterior of Jamb and aluminum #180 brickmold **

Aluminum Cladding

	4-9/16"	4-5/8 to 6-1/2"	6-9/16"	6-5/8" to 8-1/2"
Single	\$678.40	588.80	806.40	1,036.80
Double Door	\$812.80	972.80	976.00	1,254.40
1 Sidelight	\$1,148.80	1,619.20	1,427.00	2,272.00
2 Sidelight	\$1,484.80	2,172.80	1,872.00	2,560.00
Single 8/0	\$915.20	1,088.00	1,107.20	1,267.20
Double Door 8/0	\$924.80	1,267.20	1,107.20	1,459.20
1 Sidelight 8/0	\$1,372.80	1,923.20	1,721.60	2,275.20
2 Sidelight 8/0	\$1,702.40	2,460.80	2,217.60	2,979.20

Specialty Casings/BM

(4 week lead time)

Deduct for	6/8		8/0	
	Single	Double	Single	Double
CrownLine Casing (1/2" x 1-5/16" flat)	28.80	38.40	38.40	38.40
SlimLine Casing (1/2" x 1-1/16" flat)	67.20	80.00	83.20	99.20
ADD for				
Outswing Casing	172.80	198.40	153.60	163.20
CrownLine Casing (1/2" x 3-1/2" flat)	121.60	121.60	121.60	121.60
J-Mold*	211.20	246.40	243.20	275.20

* fits on CrownLine casing to give traditional BM appearance with built in J-Channel

Stock colors

White, Sandstone, Terratone, Bahama Brown, Wineberry, Green,

Frame Options 6/8 Doors

Frame Options 6/8 Doors

The Beast Frame System

Beast No Rot	3' to 4-1/2"	4-9/16"	4-5/8 to 6-1/2"	6-9/16"	6-5/8" to 9"	9-1/8 to 13"
Single Door	\$47.71		\$137.16	\$89.45	\$294.40	\$697.60
Double Door	\$47.71		\$143.13	\$95.42	\$368.00	\$768.00
1 - Sidelite	\$47.71		\$137.16	\$89.45	\$368.00	\$768.00
2 - Sidelites	\$47.71		\$143.13	\$95.42	\$368.00	\$768.00
Beast Storm Door Ready						
1 - Sidelite	\$160.00	\$105.60	\$252.80	\$198.40		
2 - Sidelites	\$265.60	\$208.00	\$294.40	\$236.80		
Beast Flex w/ Storm Door Ready						
1 - Sidelite	\$537.60	\$480.00	\$646.40	\$588.80		
2 - Sidelites	\$1,017.60	\$960.00	\$1,232.00	\$1,174.40		

Single	3' to 4-1/2"	4-9/16"	4-5/8 to 6-1/2"	6-9/16"	6-5/8" to 9"	9-1/8 to 13"
Composite Primed		\$112.53		\$259.35		
Composite White		\$149.74		\$295.71		
Composite Grain		\$186.82		\$333.51		
Double Doors						
Composite Primed		\$145.58		\$365.42		
Composite White		\$185.97		\$381.04		
Composite Grain		\$243.35		\$426.04		
1-Sidelite						
Composite Primed		\$368.52		\$588.39		
Composite White		\$399.48		\$638.15		
Composite Grain		\$573.82		\$770.52		
Two Sidelights						
Composite Primed		\$594.58		\$912.27		
Composite White		\$610.66		\$966.47		
Composite Grain		\$882.14		\$1,001.57		

Frame Options 7/0 & 8/0 Doors

THE BEAST FRAME SYSTEM			
Beast No Rot	4-9/16	6-9/16	9"
Single		\$134.40	\$412.20
Double Door		\$144.00	\$428.80
1- Sidelite		\$144.00	\$428.80
2- Sidelites		\$144.00	\$428.80
Beast Storm Door Ready			
1- Sidelite	\$134.40	\$240.00	
2- Sidelites	\$265.60	\$476.80	
Beast Flex w/ Storm Door Ready			
1- Sidelite	\$534.40	\$640.00	
2- Sidelites	\$106.80	\$1,280.00	

Single	4-9/16"	6-9/16"
Composite Primed	\$208.00	\$371.20
Composite White	\$220.80	\$393.60
Composite Grain	\$268.80	\$454.40
Double Doors		
Composite Primed	\$179.20	\$416.00
Composite White	\$188.80	\$441.60
Composite Grain	\$240.00	\$508.80
1-Sidelite		
Composite Primed	\$486.40	\$764.80
Composite White	\$512.00	\$809.60
Composite Grain	\$563.20	\$832.00
Two Sidelights		
Composite Primed	\$777.60	\$1,049.60
Composite White	\$819.20	\$1,107.20
Composite Grain	\$876.80	\$1,136.00
ADD \$32 LIST RIP FEE		
CALL FOR QUOTE IF JAMB IS WIDER THAN		



	STORM DOOR READY	ROT FREE VERTICAL MEMBERS	HEAVY DUTY STRUCTURAL MULLS	BEAST TRANNSOM AVAILABILITY	CLADDED BEAST AVAILABILITY	PREFINISHED UNIT AVAILABILITY	CUSTOM SIZED TRANNSOMS ALL SHAPES	UNITS AVAILABLE UP TO 144" WIDE
BEAST MAUL	X	X	X	X	X	X	X	X
BEAST FLEX	X	X	X	X	X	X	X	X

TRANNSOM WIDTH	NO GBG	FLAT		CONTOUR		6 9/16" ADDER	LOW-E ADDER
		GBG	* / ** / *** / X	GBG (WHITE ONLY)			
RECTANGLE (12" & 14")							
2-6, 2-8, 3-0	\$701.76		\$740.93		\$757.25	\$65.28	\$58.75
1/0 x 3/0 x 1/0	\$1,014.22		\$1,116.29		\$1,142.40	\$88.13	\$107.71
1/2 x 3/0 x 1/2	\$1,088.65		\$1,158.72		\$1,188.10	\$88.13	\$107.71
1/0 x 3/0	\$936.77		\$988.99		\$1,026.63	\$88.13	\$78.34
1/2 x 3/0	\$936.77		\$988.99		\$1,021.63	\$88.13	\$78.34
5/0 Patio & French	\$1,041.22		\$1,116.29		\$1,142.40	\$88.13	\$94.66
6/0 Patio & French	\$1,282.75		\$1,377.41		\$1,403.52	\$107.71	\$117.50
9/0 Patio	\$1,703.81		\$1,886.59		\$1,951.87	\$156.67	\$172.99
HALF ROUND							
2-6, 2-8, 3-0	\$1,051.00		\$1,361.09		\$1,377.41	\$238.27	\$117.50
1/0 x 3/0 x 1/0	\$2,904.96		\$3,339.07		\$3,371.71	\$297.02	\$280.70
1/2 x 3/0 x 1/2	\$2,999.62		\$3,430.46		\$3,469.63	\$297.02	\$280.70
1/0 x 3/0	\$2,144.45		\$2,438.21		\$2,477.38	\$287.23	\$133.82
1/2 x 3/0	\$2,144.45		\$2,438.21		\$2,477.38	\$287.23	\$133.82
5/0 Patio & French	\$2,904.96		\$3,337.44		\$3,371.71	\$297.02	\$280.70
6/0 Patio & French	\$3,198.72		\$3,629.57		\$3,681.79	\$297.02	\$310.08
ELLIPTICAL (SUNBURST DESIGN)							
2-6, 2-8, 3-0	\$1,024.90		\$1,279.49		\$1,351.30	\$202.37	\$117.50
1/0 x 3/0 x 1/0	\$2,049.79		\$2,418.62		\$2,457.79	\$238.27	\$208.90
1/2 x 3/0 x 1/2	\$2,049.79		\$2,418.62		\$2,457.79	\$238.27	\$208.90
1/0 x 3/0	\$1,752.77		\$2,124.86		\$2,160.77	\$238.27	\$156.67
1/2 x 3/0	\$1,752.77		\$2,124.86		\$2,160.77	\$238.27	\$156.67
5/0 Patio & French	\$2,049.79		\$2,418.62		\$2,457.79	\$238.27	\$189.31
6/0 Patio & French	\$2,496.96		\$2,865.79		\$2,901.70	\$287.23	\$218.69
10" SHOULDER							
2-6, 2-8, 3-0	\$1,599.36		\$1,648.32		\$1,667.90	\$202.37	\$146.88
1/0 x 3/0 x 1/0	\$3,051.84		\$3,146.50		\$3,179.14	\$238.27	\$218.69
1/2 x 3/0 x 1/2	\$3,051.84		\$3,146.50		\$3,179.14	\$238.27	\$218.69
1/0 x 3/0	\$2,735.23		\$2,787.46		\$2,823.36	\$238.27	\$179.52
1/2 x 3/0	\$2,735.23		\$2,787.46		\$2,823.36	\$238.27	\$179.52
5/0 Patio & French	\$3,051.84		\$3,100.80		\$3,139.97	\$238.27	\$208.90
6/0 Patio & French	\$3,215.04		\$3,100.80		\$3,139.97	\$287.23	\$238.27

- * 5/8 WHITE - SANDALWOOD - TUDOR - BLACK - MILL - GREEN
- ** 7/8 WHITE - ALMOND - TUDOR
- *** ADD \$106.08 FOR 2 TONE FLAT 5/8 GBG - ALMOND / WHITE - TUDOR / WHITE
- X 5/16 FLAT GBG AVAIABLE IN WHITE ONLY

.....ALL TRANNSOMS UP TO 2 WEEK LEADTIME

Sill Options

Single up to 3/0							
Jamb Size	up to 5" 1 pc. Threshold	5" - 5-1/2" 3/4" extender	5-9/16"-6" 1-1/16" extender	6-1/16"- 7-1/16" 2" extender	7-1/8" - 8-1/4" 3" extender	8-5/16"- 14" 4-3/8 extender	
Bronze	\$48.00	\$89.60	\$96.00	\$105.60	\$115.20	\$150.40	
One Sidelite up to 14" sidelites							
Jamb Size	up to 5" 1 pc. Threshold	5" - 5-1/2" 3/4" extender	5-9/16"-6" 1-1/16" extender	6-1/16"- 7-1/16" 2" extender	7-1/8" - 8-1/4" 3" extender	8-5/16"- 14" 4-3/8 extender	
Bronze	\$96.00	\$124.80	\$128.00	\$128.00	\$144.00	\$166.40	
Two Sidelites up to 14" sidelites							
Jamb Size	up to 5" 1 pc. Threshold	5" - 5-1/2" 3/4" extender	5-9/16"-6" 1-1/16" extender	6-1/16"- 7-1/16" 2" extender	7-1/8" - 8-1/4" 3" extender	8-5/16"- 14" 4-3/8 extender	
Bronze	\$96.00	\$124.80	\$125.00	\$128.00	\$144.00	\$166.40	
Double Door Units							
Jamb Size	up to 5" 1 pc. Threshold	5" - 5-1/2" 3/4" extender	5-9/16"-6" 1-1/16" extender	6-1/16"- 7-1/16" 2" extender	7-1/8" - 8-1/4" 3" extender	8-5/16"- 14" 4-3/8 extender	
Bronze	\$80.00	\$108.80	\$112.00	\$112.00	\$121.60	\$147.20	
ADA							
Inswing	Single	Double	Sidelites	Outswing	Single	Double	Sidelites
4-9/16"	\$19.20	\$22.40	\$73.60	4-9/16"	\$25.60	\$28.80	\$83.20
6-9/16"	\$28.80	\$38.40	\$89.60	6-9/16"	\$38.40	\$44.80	\$96.00

*Note: Thresholds are intended to seal doors against the elements, not to accommodate floor conditions.
The threshold depth is determined by industry standard regarding jamb depths.

Thresholds are measured from the inside of the frame to face of brickmould. Sill extenders may be approximately 1/4" short of brickmould face up to 1/2" over depending on jamb depths. MAX sill depth 10"

*Call the office prior to ordering if a special threshold depth is required.

Misc Parts & Pieces


	Part Number	List
Compression Weatherstrip		
7/0 tan	00660620	\$9.28
7/0 white	00660250	\$9.28
7/0 bronze	00660275	\$9.28
8/0 tan	00660640	\$12.76
8/0 white	00660260	\$12.76
8/0 bronze	00660280	\$12.76
3/0 tan	00660630	\$4.64


Flip lever only


White	00640500	\$69.60
Bronze	00640510	\$69.60


4-9/16" Beast Frame

* includes no rot frame, w/BM and mill ZAC self adjusting sill

Single 6/8		\$229.68
Single 8/0		\$245.92

Double 6/8		\$380.48
Double 8/0		\$399.04

Single Sidelight 6/8		\$512.72
Single Sidelight 8/0		\$561.44

Double Sidelight 6/8		\$644.96
Double Sidelight 8/0		\$728.48

Corner Pads



Lite Plugs

ZAC Retro fit kit(ZAC before 10/15)

Contains replacment sweep, riser, corner pads and jamb pads to make old style Endura sills updated to ZAC 2.0

3/0	00672600	\$62.64
6/0	00672610	\$157.76

Astragal Cover Strips

6/8 white	00679930	\$23.20
6/8 brown	00679931	\$23.20




Astragals (flip lever)

LH 6/8 white	00640155	\$338.72
LH 6/8 bronze	00640170	\$348.00
RH 6/8 white	00640160	\$338.72
RH 6/8 bronze	00640165	\$348.00





6-9/16" Beast Frame

* includes no rot frame, w/BM and mill ZAC self adjusting sill

Single 6/8		\$331.76
Single 8/0		\$366.56

Double 6/8		\$477.92
Double 8/0		\$528.96

Single Sidelight 6/8		\$612.48
Single Sidelight 8/0		\$693.68

Double Sidelight 6/8		\$758.64
Double Sidelight 8/0		\$865.36

Door systems Powered By Endura® components are engineered to create smarter, better experiences for everyone, every time. Endura's innovative solutions work together to account for real-world challenges you face each day, delivering secure, hassle-free performance, and unmatched quality and value.

TRILENNIUM® MULTI-POINT LOCKING SYSTEM

Unmatched Strength. Ultimate Performance. Backed by the industry's highest ratings for structural and forced entry performance, Trilennium® delivers 3x the strength, 3x the security and 3x the performance in one system.


UNMATCHED STRENGTH: Protects with the power of three deadbolts, while the one-piece, solid I-Beam lock construction works to strengthen the door panel.

UNMATCHED PERFORMANCE: Bolts pre-engage when unlocked to fight deflection at all times, and can correct misalignment up to 3/16" in three directions once engaged.

UNMATCHED OPERATION: A single turn of the thumbturn or key is all you need to unlock the door. With Panic Release, a single turn of the interior lever unlocks the entire system.



Eclipse Grip Entry Set
Shown in Victorian Bronze



As lock is activated, Trilennium's patented Roller Strikes and Bolts pull the panel into perfect alignment, correcting misalignment in three directions.

TRILENNIUM® HANDSET COLLECTION

Our extensive hardware portfolio combines elegant design with precision engineering for beautiful, reliable performance with ultimate customization to match any style.



Eclipse Entry Set
Shown in Satin Nickel



Pinnacle Entry Set
Shown in Victorian Bronze



Rectangular Entry Set
Shown in Black



Curved Entry Set
Shown in Satin Nickel



Horizon Entry Set
Shown in Bright Brass



Eclipse Grip Set
Shown in Victorian Bronze

ADDITIONAL DESIGNS

Trilennium is also compatible with designs from EMTEK and Rocky Mountain Hardware for even more options to best suit your unique style. For full offering, visit www.enduraproducts.com.

Innovation protected under patents & patents pending in U.S. and Canada. See www.EnduraPatents.com.

TRILENNIUM Hardware Collection

Finish Key:

- 1 - Victorian Bronze
- 2 - Bright Brass
- 3 - Satin Nickel
- 4 - Black



Curved Handset
1-2-3



Eclipse Handset
1-2-3-4



Rectangle Handset
1-2-3-4



Pinnacle Handset
1-2-3-4

Configuration	Price
6/8 and 7/0 Single and Sidelite Lock	\$2,471.64
8/0 Single and Sidelite Lock	\$2,668.57
6/8 and 7/0 Double Door Lock	\$2,554.10
8/0 Double Door Lock	\$2,751.13
Dummy Lock	\$1,051.57



Eclipse Grip Handset
1-2-3-4

Configuration	Price
6/8 and 7/0 Single and Sidelite Lock	\$3,166.99
8/0 Single and Sidelite Lock	\$3,522.27
6/8 and 7/0 Double Door Lock	\$3,249.45
8/0 Double Door Lock	\$3,604.73
Dummy Lock	\$1,051.57


Double Door Formula

6/8 Double Door w/ Multipoint Astriagal	Single Door Unit X 2 + Double Door Lock +	\$577.13
7/0 & 8/0 Double Door w/ Multipoint Astriagal	Single Door Unit X 2 + Double Door Lock +	\$676.43

Price includes:

- Stainless Steel Door Edge
- Choice of Handle Set and Color
- Strike Plate
- Construction Lock Set

Z-SERIES ARTICULATING CAP SILL™ (Z-AC)




NO ADJUSTMENTS.

Z-AC™ never needs adjustment, automatically adjusting for a lasting seal against leaks.



NO LEAKS.

Imperfect opening? Missing corner pads? Changing conditions over time? Z-AC still seals.



NO SERVICE CALLS.

Z-AC has been tested and proven to outperform all others, even when the real world strikes.

The Z-Articulating Cap Sill™ is the industry's only composite sill that never needs adjustment and features built-in sealing components to prevent performance issues and service calls, even if install isn't perfect and as conditions change over time.



NO COMPARISON.


Don't just take our word for it - listen to your peers. Z-AC was named "Best Window and Door Product" at the 2016 International Builders' Show.



Z-ADJUSTABLE INSWING SILL (ZAI)

ZAI uses an innovative design of all-synthetic components that are built to last, eliminating the worries of wood and enhancing performance. Protect your entry from unsightly damage, rusted screws, discoloration, deformity, gaps and dents with Z-Adjustable Inswing Sills.

- ▶ **Built to Last** - Waterproof all-composite substrate won't rack, warp or rot, ever. No more stuck doors, drafts or callbacks.
- ▶ **Sealed Adjustment Screws** - Sealing plugs hide unsightly screws and keep water and dirt away from the adjustment mechanism, maintaining adjustability of the sill cap over time.



Z-SERIES BUMPER OUTSWING SILL (ZOB)

Bumper Outswing Sills offer ultimate protection in high exposure areas and severe weather conditions. The seal produced by the Bumper Outswing increases with pressure against the door, for enhanced protection against air and water.

ADA SILLS

Enhanced accessibility doesn't have to mean a compromise in protection. With ADA Sills Powered By Endura®, you can deliver the best of both.



EASE OF ENTRY.

Endura's ADA Sills provide optimum performance, and by incorporating a dam that meets ADA height requirements, an improved seal is created between the door and sill that still provides ease of entry.

ULTIMATE FLIP LEVER™ ASTRAGAL



One easy motion of the Flip Lever secures your French door unit with two lasting seals.

- ▶ **Effortless One-Flip Operation** - A single flip of the built-in lever activates both bolts and secures the door. No reaching or bending necessary.
- ▶ **Ultimate Security** - When each of the astragal's bolts are engaged, the inactive door is secured in place. No extra locking steps necessary.
- ▶ **Extended Sealing Power** - Spring-loaded Floating Boot, Simple Solution Corner Pad and weatherstrip get an added boost with a full-length Sealing Fin for an extra layer of protection against air and water infiltration.
- ▶ **4-Way Adjustable Strike Retainer**

Innovation protected under patents & patents pending in U.S. and Canada. See www.EnduraPatents.com.



SHUSTER'S

BUILDING COMPONENTS

DOOR and WINDOW SILL PAN FLASHING

Jamsill Guard[®]

The ORIGINAL Sill Pan Flashing Since 1983



Door and Window Sill Pan Flashing



SHUSTER'S
BUILDING COMPONENTS

Jamsill Guard®
The ORIGINAL Sill Pan Flashing Since 1983

Jamsill Guard® is an adjustable sill pan flashing for exterior doors and windows, designed to prevent water damage from window and door leaks.

Jamsill Guard® is injection molded and extruded from high impact ABS plastics that do not facilitate thermal transfer and will not deteriorate or corrode over time. In fact, Jamsill Guard® has been time tested for over 30 years with over two million sold.

Jamsill Guard's simple design is inexpensive, easy to install and more user friendly than other sill pans on the market. Jamsill Guard's multiple piece, telescoping design allows the installer on-site adjustability, to fit all rough openings and is bonded together in the field with PVC cement.

- Reduce call-backs due to water damage
- Quick, simple and adjustable installation
- Sloped weep areas direct moisture out
- Glue joints located away from door and window leak areas
- Multiple-piece design and large glue tabs allow adjustability during install
- Accommodates virtually any size opening
- Available in many depths to fit any application
- Visit jamsill.com for more information

TEN DEPTHS AVAILABLE


- 1 1/8
- 1 7/8
- 2 3/8
- 3 1/4
- 3 5/8
- 4 1/8
- 4 9/16
- 5 1/4
- 6 9/16
- 6 13/16

Most leaks originate at...

The Critical Corner



One-piece molded corners block leaks before they can damage the framing and sub-floor.



Sloped weep areas located directly beneath the jamb-to-sill joint direct moisture toward the exterior.



Large glue joint located well away from the jamb-to-sill joint.

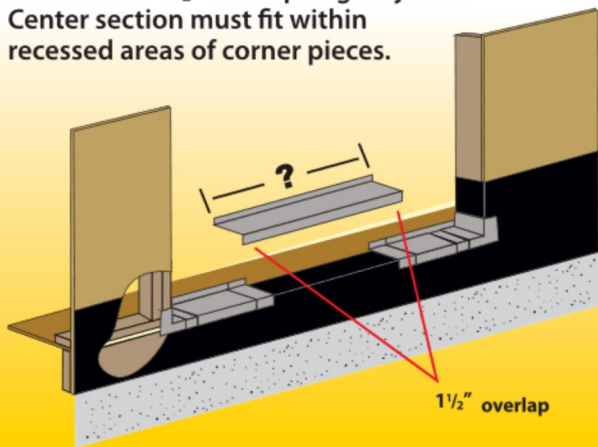


Please contact us at:

Tel: 1-800-JAMSILL • Fax: 1-541-488-7472 • Web: jamsill.com

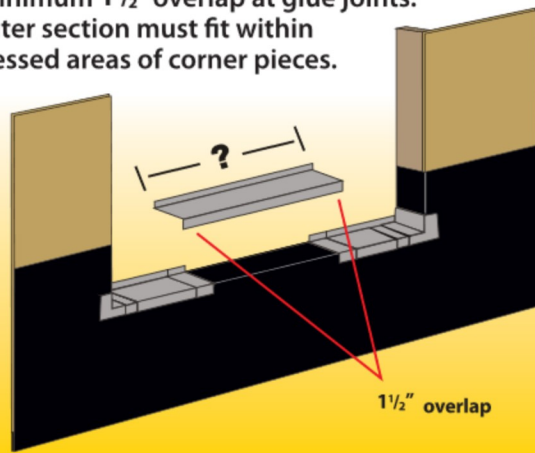
Doors

1. Install lower course of house-wrap. Place left and right corners tight against framing. Measure center section and cut if necessary maintaining a minimum 1½" overlap at glue joints. Center section must fit within recessed areas of corner pieces.

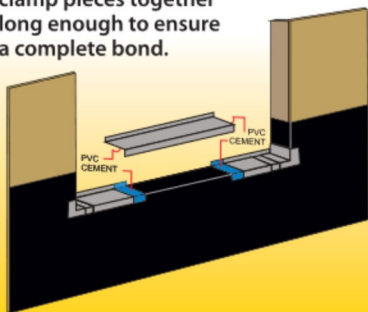


Windows


1. Install lower course of house-wrap. Place left and right corners tight against framing. Measure center section and cut if necessary maintaining a minimum 1½" overlap at glue joints. Center section must fit within recessed areas of corner pieces.



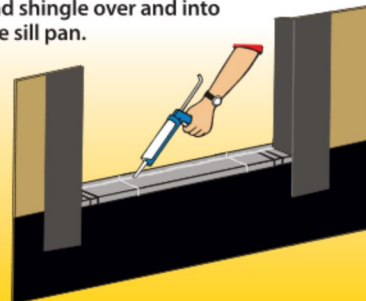
2. Apply PVC cement to the recessed areas of the corner pieces and the underside of the center section where it overlaps the recessed areas. Hold or clamp pieces together long enough to ensure a complete bond.



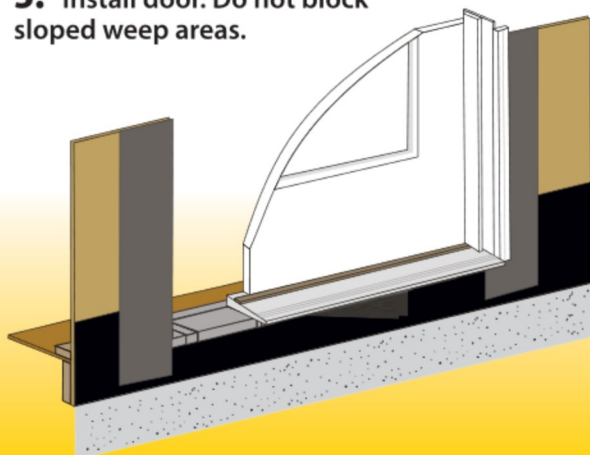
3. Remove pan and apply caulking where the pan will contact the framing. Set pan in caulking.



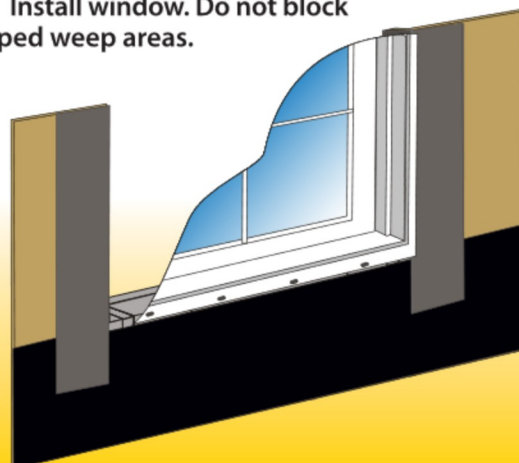
4. Apply caulking to interior edge of pan to seal window frame/door sill to pan. Apply caulking to glue joints for added protection. Adhere flexible flashing to sides of opening, wrapping around from sheathing to studs and shingle over and into the sill pan.



5. Install door. Do not block sloped weep areas.



5. Install window. Do not block sloped weep areas.



Door and Window Sill Pan Flashing



SHUSTER'S
BUILDING COMPONENTS

Jamsill Guard[®]
The ORIGINAL Sill Pan Flashing Since 1983

ADJUSTABLE SILL PAN FLASHING
THAT PREVENTS MOISTURE
DAMAGE FROM LEAKING
DOORS AND WINDOWS

jamsill.com

Framed opening
for door or window

Large glue tab area
for adjustability

Sloped weep area
directs moisture out

Sub-floor

Rim-joist
or Slab



SHUSTER'S SILL PAN PRICING

#4916SP - 4 9/16 in. DEPTH

New Part No.	RO RANGE	LIST PRICE
4916SP - 30	40" OR LESS	\$47.40
4916SP - 60	78" OR LESS	\$71.70

#6916SP - 6 9/16 in. DEPTH

New Part No.	RO RANGE	LIST PRICE
6916SP - 30	40" OR LESS	\$71.70
6916SP - 60	78" OR LESS	\$98.88

- SP Series Sill Pans come packaged individually with one complete sill pan, PVC glue, brush and installation guidelines.
- Six (6) units per case with a four (4) case minimum order. Available in 4 9/16" and 6 9/16" depths.
- Our convenient sizing allows for fewer stocked sku's while still covering a wide range of door and window sizes.



PFT™ DOOR FRAMES



To have a complete entry system, it is important to consider the material of the door frame. Wood doors and frames are prone to warping, rotting, and cracking, while steel doors and frames can rust and dent. You don't want to install a door that will fail, nor do you want to install a frame that will fail.

Plastpro's Polyfiber (PF) Door Frames are a uniquely formulated and innovative alternative to traditional door frames. They combine the beauty of wood but require less maintenance and have a longer lifespan. The material is durable, long-lasting, and is more thermally resistant than either wood or metal. The advanced system can be installed the same way as traditional wood frames with no added hassle. When used together with a fiberglass door, they create an enhanced, impenetrable entryway.

FEATURES & BENEFITS

- Equipped with HydroShield technology, it will not absorb or wick moisture, and prevents warping, rotting, and splitting.
- Frame is not able to be infested with termites at any point along the structure.
- Has twice the screw holding power of traditional wood door frames.
- More versatility in design. Available in various lengths and widths that can be stained as well as painted.
- Maintenance free and energy efficient.
- Continuous piece with no finger joint and is 25% more rigid than wood frames.

FRAME DECAY COMPARISON



PLASTPRO PF™ DOOR FRAME

*with Hydroshield Technology™



TRADITIONAL WOOD FRAME


Susceptible to rotting, warping and decay



PFT™ DOOR FRAMES



4 1/4" DOOR FRAME



6 3/8" DOOR FRAME



5 1/4" DOOR FRAME



7 1/4" DOOR FRAME



1 1/4" x 3" FRAME EXTENSION



WM180 BRICK MOULD



WM176 FL. BRICK MOULD



1" x 2" STUCCO MOULD



PRIMED BACKBAND



NAILING FIN



J-CHANNEL




FLAT CASING



FLAT CASING J-CHANNEL



TRIM BOARDS



TRANSOM SILLS

- 4 3/16"
- 6 3/16"



MULL POSTS

- 1 1/2" x 3 3/16" x 2 1/2"
- 1 1/2" x 4 3/16" x 2 1/2"
- 1 1/2" x 3 3/16" x 2"
- 1 1/2" x 4 3/16" x 2"



MULL POST COVERS (EXT.)

- 1 1/2" x 1"
- 2" x 1"



MULL POST CAP



STORM DOOR ADAPTERS

- 1" x 2 1/2"
- 1" x 3"



SIDELITE STOPPER



ASTRAGAL




PFT™ ARCH HEADERS



PFT™ RADIUS HEADERS

NOVA 90



2/8 - 2/8 - 2/10 - 3/0
NOVA 6/8 LOW-E
\$1,200.00



3/0
NOVA 8/0 LOW-E
\$1,533.33



2/8 - 3/0
NOVA 6/8
\$1,568.68



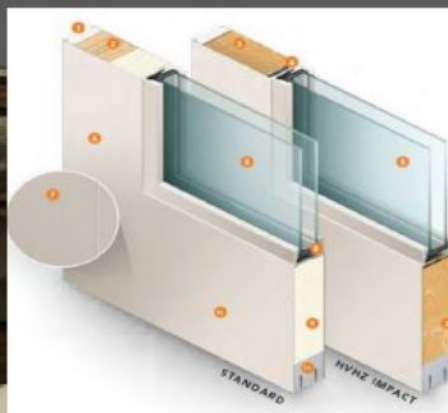
NOVA 90 6/8
SIDELITE
\$1,117.20

1/0
1/2



NOVA 90 8/0
SIDELITE
\$1,306.73

1/0
1/2



FEATURES & BENEFITS

- COMPOSITE STILE CAP
- FULL LENGTH LVL (Hinge & Strike side, for extra rigidity)
- WOOD BLOCKING (For structural support)
- STEEL BEAM (Hinge & Strike side, for extra rigidity)
- INSULATED 1" GLASS
- COMPRESSION MOLDED FIBERGLASS SKIN
- BRUSH FINISHED TEXTURE
- INTEGRALLY MOLDED GLASS STOP
- HIGH DENSITY POLYURETHANE FOAM
- ADA COMPLIANT BOTTOM RAIL
- COMPOSITE BOTTOM RAIL

ABOVE: UNIQUE GRAIN TEXTURE ON SKIN ALLOWS DOOR TO BE STAINED AS WELL AS PAINTED.
RIGHT: NOVA'S DIRECT GLAZED DESIGN ALLOWS FOR A DRAMATIC LOOK WITH FOUR MORE INCHES OF GLASS OPENING THAN A TRADITIONAL GLASS INSERT WOULD ALLOW.



JAMB ADDERS	SINGLE	DOUBLE	ONE SIDELITE	TWO SIDELITES	SINGLE	DOUBLE	ONE SIDELITE	TWO SIDELITES
6-9/16" BEAST NON-ROT JAMB	\$89.45	\$95.42	\$89.45	\$95.42	\$134.40	\$144.00	\$144.00	\$144.00
INTERMEDIATE JAMB RIP	\$47.71	\$47.71	\$47.71	\$47.71				
4-9/16" COMPOSITE WHITE JAMB	\$149.74	\$185.97	\$399.48	\$610.06	\$220.80	\$188.80	\$512.00	\$819.20
6-9/16" COMPOSITE WHITE JAMB	\$295.71	\$381.04	\$638.25	\$966.47	\$393.60	\$441.60	\$809.60	\$1,107.20
4-9/16" COMPOSITE TEX. JAMB	\$186.82	\$243.35	\$573.80	\$882.14	\$268.80	\$240.00	\$563.20	\$876.80
6-9/16" COMPOSITE TEX. JAMB	\$333.51	\$426.04	\$770.52	\$1,001.57	\$454.40	\$508.80	\$832.00	\$1,136.00
4-9/16" COMPOSITE PRIMED JAMB	\$112.53	\$145.58	\$368.52	\$594.58	\$208.00	\$179.20	\$486.40	\$777.60
6-9/16" COMPOSITE PRIMED JAMB	\$259.35	\$365.42	\$588.39	\$912.27	\$371.20	\$416.00	\$764.80	\$1,049.60
Z-AC SILL UPGRADE	\$29.87	\$37.33	\$31.47	\$41.20				
ADA SILL	\$19.20	\$22.40	\$73.60	\$73.60				
OUTSWING	\$73.60	\$121.60	\$217.20	\$435.20				

8/0 JAMB ADDERS

****COMPOSITE JAMBS CAN BE USED ON A 20 MIN DOOR****

DOUBLE DOOR = DOOR x2 +	\$355.20
CENTER HINGE PATIO = DOOR x2 +	\$224.00
DEADBOLT & STRIKE ROUTE	\$13.31
DENTIL SHELF (FGS or FGF)	\$307.20
NO BRICKMOULD	\$73.60
DOOR ONLY DEDUCTION	\$283.40

SHUSTER'S

BUILDING COMPONENTS

SHUSTER'S BUILDING COMPONENTS
2920 CLAY PIKE
N. HUNTINGDON, PA 15842
www.shusters.com
OFFICE: 724-448-7000
TOLL-FREE: 1-800-735-0800
FAX: 1-800-878-0640
sales@shusters.com

PRICES & SPECIFICATIONS SUBJECT TO CHANGE WITHOUT NOTICE.

Exterior Components List Sheet

Shusters Entry System Rough Openings

Single Unit Dimensions									
Nominal Door Size		Actual Door Size		Rough Opening Size		Outside Brickmould Size			
Width	Height	Width	Height	Width	Height	Width	Height		
2'6"	80"	31-1/2"	82"	32"	82-1/2"	34"	83-1/8"		
2'6"	96"	31-1/2"	98"	32"	98-1/2"	34"	99-1/8"		
2'8"	80"	33-1/2"	82"	34"	82-1/2"	36"	83-1/8"		
2'8"	96"	33-1/2"	98"	34"	98-1/2"	36"	99-1/8"		
2'10"	80"	35-1/2"	82"	36"	82-1/2"	38"	83-1/8"		
2'10"	96"	35-1/2"	98"	36"	98-1/2"	38"	99-1/8"		
3'0"	80"	37-1/2"	82"	38"	82-1/2"	40"	83-1/8"		
3'0"	96"	37-1/2"	98"	38"	98-1/2"	40"	99-1/8"		

Double Unit Dimensions									
Nominal Door Size		Actual Door Size		Rough Opening Size		Outside Brickmould Size			
Width	Height	Width	Height	Width	Height	Width	Height		
5'0"	80"	62"	82"	62-1/2"	82-1/2"	64-1/2"	83-1/8"		
5'0"	96"	62"	98"	62-1/2"	98-1/2"	64-1/2"	99-1/8"		
5'4"	80"	66"	82"	66-1/2"	82-1/2"	68-1/2"	83-1/8"		
5'4"	96"	66"	98"	66-1/2"	98-1/2"	68-1/2"	99-1/8"		
5'8"	80"	70"	82"	70-1/2"	82-1/2"	72-1/2"	83-1/8"		
5'8"	96"	70"	98"	70-1/2"	98-1/2"	72-1/2"	99-1/8"		
6'0"	80"	74"	82"	74-1/2"	82-1/2"	76-1/2"	83-1/8"		
6'0"	96"	74"	98"	74-1/2"	98-1/2"	76-1/2"	99-1/8"		

Center Hinged Patio Unit Dimensions									
Nominal Door Size		Actual Door Size		Rough Opening Size		Outside Brickmould Size			
Width	Height	Width	Height	Width	Height	Width	Height		
5'0"	80"	62-1/2"	82"	63"	82-1/2"	65"	83-1/8"		
5'0"	96"	62-1/2"	98"	63"	98-1/2"	65"	99-1/8"		
5'4"	80"	66-1/2"	82"	67"	82-1/2"	69"	83-1/8"		
5'4"	96"	66-1/2"	98"	67"	98-1/2"	69"	99-1/8"		
5'8"	80"	70-1/2"	82"	71"	82-1/2"	73"	83-1/8"		
5'8"	96"	70-1/2"	98"	71"	98-1/2"	73"	99-1/8"		
6'0"	80"	74-1/2"	82"	75"	82-1/2"	77"	83-1/8"		
6'0"	96"	74-1/2"	98"	75"	98-1/2"	77"	99-1/8"		






Single Unit with 1 Sidelite Dimensions									
Nominal Door Size		Nominal Sidelite Size		Actual Door Size		Rough Opening Size		Outside Brickmould Size	
Width	Height	Width	Height	Width	Height	Width	Height	Width	Height
2'6"	80"	10"	80"	43-1/2"	82"	44"	82-1/2"	46"	83-1/8"
2'6"	96"	10"	96"	43-1/2"	98"	44"	98-1/2"	46"	99-1/8"
2'6"	80"	12"	80"	45"	82"	45-1/2"	82-1/2"	47-1/2"	83-1/8"
2'6"	96"	12"	96"	45"	98"	45-1/2"	98-1/2"	47-1/2"	99-1/8"
2'6"	80"	14"	80"	47"	82"	47-1/2"	82-1/2"	49-1/2"	83-1/8"
2'6"	96"	14"	96"	47"	98"	47-1/2"	98-1/2"	49-1/2"	99-1/8"
2'8"	80"	10"	80"	45-1/2"	82"	46"	82-1/2"	48"	83-1/8"
2'8"	96"	10"	96"	45-1/2"	98"	46"	98-1/2"	48"	99-1/8"
2'8"	80"	12"	80"	47"	82"	47-1/2"	82-1/2"	49-1/2"	83-1/8"
2'8"	96"	12"	96"	47"	98"	47-1/2"	98-1/2"	49-1/2"	99-1/8"
2'8"	80"	14"	80"	49"	82"	49-1/2"	82-1/2"	51-1/2"	83-1/8"
2'8"	96"	14"	96"	49"	98"	49-1/2"	98-1/2"	51-1/2"	99-1/8"
2'10"	80"	10"	80"	47-1/2"	82"	48"	82-1/2"	50"	83-1/8"
2'10"	96"	10"	96"	47-1/2"	98"	48"	98-1/2"	50"	99-1/8"
2'10"	80"	12"	80"	49"	82"	49-1/2"	82-1/2"	51-1/2"	83-1/8"
2'10"	96"	12"	96"	49"	98"	49-1/2"	98-1/2"	51-1/2"	99-1/8"
2'10"	80"	14"	80"	51"	82"	51-1/2"	82-1/2"	53-1/2"	83-1/8"
2'10"	96"	14"	96"	51"	98"	51-1/2"	98-1/2"	53-1/2"	99-1/8"
3'0"	80"	10"	80"	49-1/2"	82"	50"	82-1/2"	52"	83-1/8"
3'0"	96"	10"	96"	49-1/2"	98"	50"	98-1/2"	52"	99-1/8"
3'0"	80"	12"	80"	51"	82"	51-1/2"	82-1/2"	53-1/2"	83-1/8"
3'0"	96"	12"	96"	51"	98"	51-1/2"	98-1/2"	53-1/2"	99-1/8"
3'0"	80"	14"	80"	53"	82"	53-1/2"	82-1/2"	55-1/2"	83-1/8"
3'0"	96"	14"	96"	53"	98"	53-1/2"	98-1/2"	55-1/2"	99-1/8"

Deduct for ADA sill 7/8"

Exterior Components List Sheet

Shusters Entry System Rough Openings

Single Unit with 2 Sidelites Dimensions									
Nominal Door Size		Nominal Sidelite Size		Actual Door Size		Rough Opening Size		Outside Brickmould Size	
Width	Height	Width	Height	Width	Height	Width	Height	Width	Height
2'6"	80"	10"	80"	55-1/2"	82"	56"	82-1/2"	58"	83-1/8"
2'6"	96"	10"	96"	55-1/2"	98"	56"	98-1/2"	58"	99-1/8"
2'6"	80"	12"	80"	58-1/2"	82"	59"	82-1/2"	61"	83-1/8"
2'6"	96"	12"	96"	58-1/2"	98"	59"	98-1/2"	61"	99-1/8"
2'6"	80"	14"	80"	62-1/2"	82"	63"	82-1/2"	65"	83-1/8"
2'6"	96"	14"	96"	62-1/2"	98"	63"	98-1/2"	65"	99-1/8"
2'8"	80"	10"	80"	57-1/2"	82"	58"	82-1/2"	60"	83-1/8"
2'8"	96"	10"	96"	57-1/2"	98"	58"	98-1/2"	60"	99-1/8"
2'8"	80"	12"	80"	60-1/2"	82"	61"	82-1/2"	63"	83-1/8"
2'8"	96"	12"	96"	60-1/2"	98"	61"	98-1/2"	63"	99-1/8"
2'8"	80"	14"	80"	64-1/2"	82"	65"	82-1/2"	67"	83-1/8"
2'8"	96"	14"	96"	64-1/2"	98"	65"	98-1/2"	67"	99-1/8"
2'10"	80"	10"	80"	59-1/2"	82"	60"	82-1/2"	62"	83-1/8"
2'10"	96"	10"	96"	59-1/2"	98"	60"	98-1/2"	62"	99-1/8"
2'10"	80"	12"	80"	62-1/2"	82"	63"	82-1/2"	65"	83-1/8"
2'10"	96"	12"	96"	62-1/2"	98"	63"	98-1/2"	65"	99-1/8"
2'10"	80"	14"	80"	64-1/2"	82"	65"	82-1/2"	67"	83-1/8"
2'10"	96"	14"	96"	64-1/2"	98"	65"	98-1/2"	67"	99-1/8"
3'0"	80"	10"	80"	61-1/2"	82"	62"	82-1/2"	64"	83-1/8"
3'0"	96"	10"	96"	61-1/2"	98"	62"	98-1/2"	64"	99-1/8"
3'0"	80"	12"	80"	64-1/2"	82"	65"	82-1/2"	67"	83-1/8"
3'0"	96"	12"	96"	64-1/2"	98"	65"	98-1/2"	67"	99-1/8"
3'0"	80"	14"	80"	68-1/2"	82"	69"	82-1/2"	71"	83-1/8"
3'0"	96"	14"	96"	68-1/2"	98"	69"	98-1/2"	71"	99-1/8"



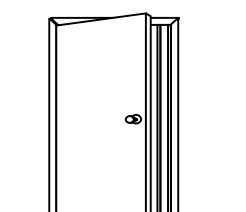
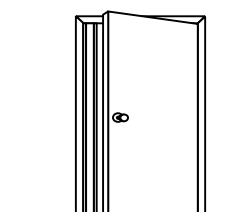
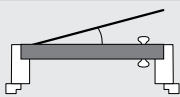
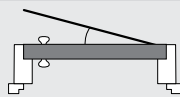

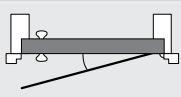
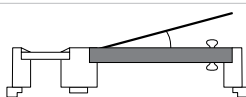
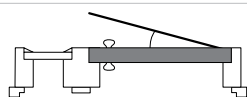
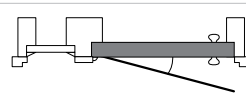
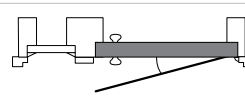
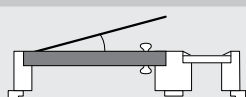
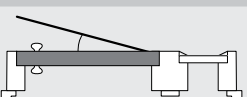
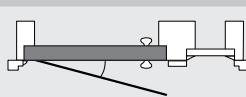
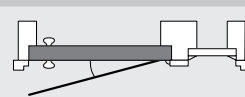
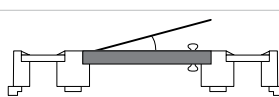
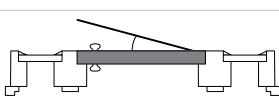
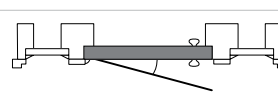
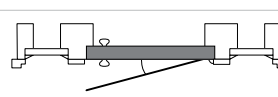
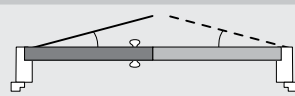
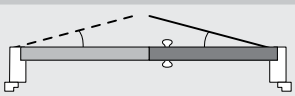
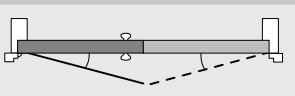
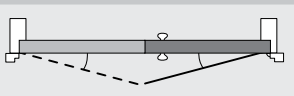
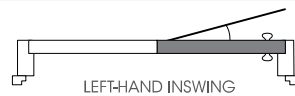
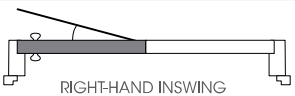
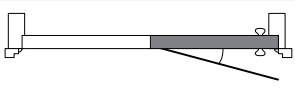
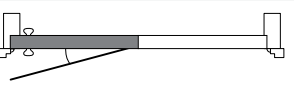
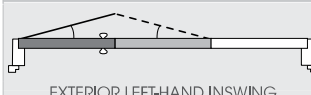
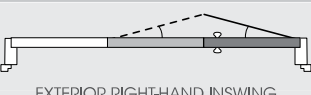
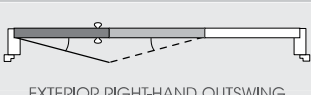
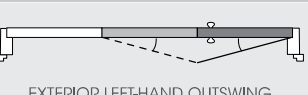
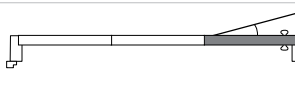

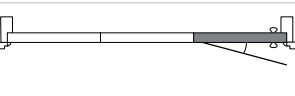
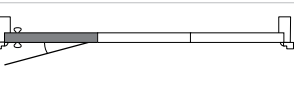



Rough Opening for Units with Transom				
				
Elliptical	Shoulder	Rectangle	Half Circle	Full Circle
E-65	T-65	S-65	C-38	C-64
Call for Rough Opening				

Dunbarton Rediflex Frames

Single Door Unit	Nominal Door Size		Rough Opening Size	
	Width	Height	Width	Height
	2'0"	6'8"	25-1/4"	81-5/8"
	2'6"	6'8"	31-1/4"	81-5/8"
	2'8"	6'8"	33-1/4"	81-5/8"
	2'10"	6'8"	35-1/4"	81-5/8"
	3'0"	6'8"	37-1/4"	81-5/8"

Deduct for ADA sill 7/8"

Door Handing Chart

INSWING		OUTSWING	
			
LEFT HAND	RIGHT HAND	RIGHT HAND	LEFT HAND
DOORS PICTURED ABOVE ASSUME YOU ARE STANDING ON THE OUTSIDE OF THE BUILDING.		DOORS PICTURED ABOVE ASSUME YOU ARE STANDING ON THE OUTSIDE OF THE BUILDING.	
SINGLE DOOR			
			
LEFT-HAND INSWING	RIGHT-HAND INSWING	RIGHT-HAND OUTSWING	LEFT-HAND OUTSWING
SINGLE DOOR WITH LEFT-HAND SIDELITE			
			
LEFT-HAND HINGE SIDE	RIGHT-HAND STRIKE SIDE	RIGHT-HAND HINGE SIDE	LEFT-HAND STRIKE SIDE
SINGLE DOOR WITH RIGHT-HAND SIDELITE			
			
LEFT-HAND STRIKE SIDE	RIGHT-HAND HINGE SIDE	RIGHT-HAND STRIKE SIDE	LEFT-HAND HINGE SIDE
SINGLE DOOR WITH DOUBLE SIDELITES			
			
LEFT-HAND INSWING	RIGHT-HAND INSWING	RIGHT-HAND OUTSWING	LEFT-HAND OUTSWING
FRENCH DOUBLE DOORS			
			
RDA	LDA	LDA OUTSWING	RDA OUTSWING
CENTER-SWING DOUBLE DOORS*			
			
LEFT-HAND INSWING S/L APPLY TO HINGE SIDE	RIGHT-HAND INSWING S/L APPLY TO HINGE SIDE	EXTERIOR RIGHT-HAND OUTSWING	EXTERIOR LEFT-HAND OUTSWING
TRIPLE FRENCH DOORS*			
			
EXTERIOR LEFT-HAND INSWING	EXTERIOR RIGHT-HAND INSWING	EXTERIOR RIGHT-HAND OUTSWING	EXTERIOR LEFT-HAND OUTSWING
CENTER-SWING TRIPLE DOORS*			
			
EXTERIOR LEFT-HAND INSWING	EXTERIOR RIGHT-HAND INSWING	EXTERIOR RIGHT-HAND OUTSWING	EXTERIOR LEFT-HAND OUTSWING
			Complete list of handing options available at Masonite.com *Typically a patio configuration
ACTIVE DOORS	INACTIVE DOORS	FIXED DOORS	



SHUSTER'S

BUILDING COMPONENTS

2920 Clay Pike, North Huntingdon, PA 15642-3098

Office: 724-446-7000 or 412-351-0979

Toll Free: 800-735-9899

Fax: 800-676-0640

www.shusters.com

Sales Email: Sales@Shusters.com