

Casing



214C (9/16X2 1/4") P,O,M



234C (3/4X2 3/4") P,O,M



312C (3/4X3 1/2") P,O,M,C



312VC (3/4X3 1/2") P,O,M



312FC (3/4X3 1/2") P,O



514FC (13/16X5 1/4") P,O

In Stock P = Poplar, O = Oak, M = Maple, C = Cherry

Base



512B (11/16X5 1/2")

P,O,M



4B (9/16X4")

P,O,M



3B (7/16X3")

P,O,M



BS (1/2X3/4")

P,O,M,C

In Stock P = Poplar, O = Oak, M = Maple, C = Cherry

Chair Rail

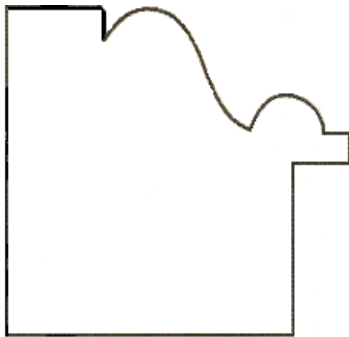


258CH (5/8X2 5/8") P,O




312CH (11/16X3 1/2") P,O,M

Backband/Sill



112BB (1 5/16X1 1/2") P,O

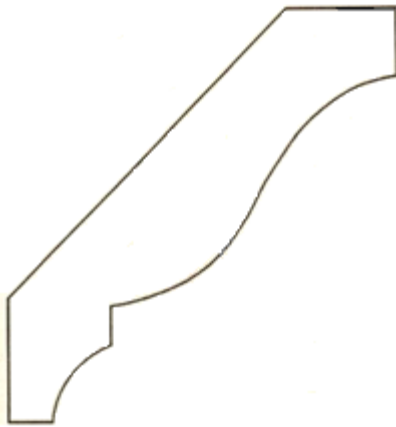


3S (7/8X3) P,O,M

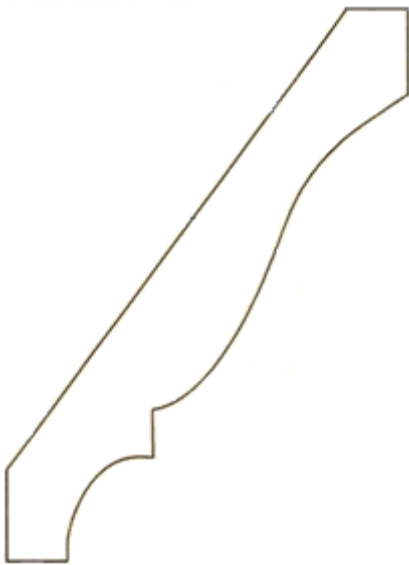
Crown




234CR (3/4X2 3/4") P,O



312CR (3/4X3 1/2") P,O,M




414CR (3/4X4 1/2") P,O



514CR (3/4X5 1/4") P,O,M

Panel Mould



114B (3/4X1 1/4") P,O,M,C



12P (15/16X1 1/2") P,O



SM (3/4X2") P,O,M

Detail Mouldings



34SE (1/2X3/4")

P,O,M,C



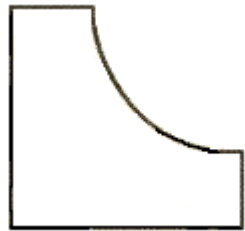
114SE (9/16X1 1/4")

P,O,M,C




134SE (3/4X1 3/4")

P,O,M,C



34COVE (3/4X3/4")

P,O,M



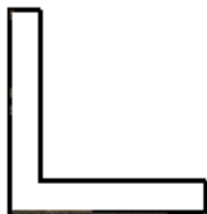
PS (9/16X3/4")

P,O,M,C



58CR (1/2x9/16")

P,O



118OC (1 1/16x1 1/16")

P,O



PM (3/4x3/4")

P,O,M



34QR (3/4x3/4")

P,O



58HR (3/8x3/4")

P,O



SCRIBE (3/16x3/4)

P,O,M



138S (3/8x1 1/4")

P,O,M,C



2DC (5/8x1 1/16")

P,O